CENTRAL TABLELANDS *Water*

Business Paper

Ordinary Meeting of Central Tablelands Water

9th April 2014

Blayney

Central Tablelands Water

4th April 2014

Notice to Members

Your attendance is requested at an Ordinary Meeting of Council to be held at the Blayney Shire Council on Wednesday, 9 April 2014 at 10.30am. Morning tea will be served at 10.00am.

Agenda

1. Public Forum
2. Apologies for non-attendance
3. Leaves of absence granted
4. Confirmation of Minutes - Ordinary Meeting held on 12.02.14
5. Chairman's Minute
6. Councillor Representation
7. Notices of Motion
8. Reports of Staff
9. Adjourn Meeting and proceed into Committee of the Whole
10. Resume Ordinary Meeting & Report of Committee of the Whole
11. Next Meeting – Molong – 11th June 2014

Yours faithfully

A. Perry
General Manager

Phone: 02 6391 7200 Fax: 02 6368 2451 Email: water@ctw.nsw.gov.au
Web: www.ctw.nsw.gov.au
30 Church Street P.O. Box 61 BLAYNEY NSW 2799
Central Tablelands County Council T/A Central Tablelands Water ABN: 43 721 523 632

INDEX OF REPORTS
OF THE ORDINARY MEETING OF CENTRAL TABLELANDS WATER
HELD ON WEDNESDAY 9 APRIL 2014

CORPORATE & FINANCIAL SERVICES REPORTS 3

01 Integrated Planning & Reporting 2014/2015 Management Plan (FM.PL.1) 3

02 Financial Matters (FM.BA.1) 6

03 Audit Committee - Annual Report 2012/2013 and March 2014 Meeting Minutes (CM.AU.4) 8

04 General Manager - Recruitment (GO.CO.4) 17

05 2012/2013 NSW Water Supply Performance Monitoring Report (GR.SL.2) 20

06 StateCover - 2013 Council Performance Report (RM.CM.2) 27

07 Work Health & Safety - Policy Implementation (RM.PO.2) 44

08 WBC Alliance - Project Officer's Report (CM.AG.6) 49

09 Centroc Board Meeting (CM.CF.3) 62

10 Cancer Care Western - Sponsorship Request (CR.SD.1) 64

11 Grenfell P.A.H & I Association - Grenfell Show (CR.SD.1) 66

12 Manildra Skate Park - Bottle Filling Station (WS.SP.15) 69

ENGINEERING & OPERATIONS SERVICES REPORTS 72

13 Maintenance of Council's Systems (WS.MO.4) 72

14 Performance of Council's Systems (WS.MO.4) 74

COMMITTEE REPORTS 77

15 Questions on Notice 77

16 Water Leakage - Account 546000001 (CR.EQ.1) Request for deferred payment of Developer Charges (WS.AG.1) 78

17 Proceed to Committee of the Whole 79

18 Report of the Committee of the Whole 80

01) **Integrated Planning & Reporting 2014/2015 Management Plan (FM.PL.1)**

(Tony Perry)

RECOMMENDATION:

1. That council endorses the draft:
    a. Delivery Plan 2014 – 2018
    b. Operational Plan 2014 - 2015 – Part 1 & 2
    c. Workforce Management Plan 2012 – 2016
    d. Asset Management Strategy and Plans
    e. Long Term Financial Plan

    To be placed on public display for a period of 28 days.
2. That the CTW Community Strategic Plan be adopted by Council.

REPORT

In accordance with the legislative requirements for Integrated Planning and Reporting, at its June 2013 meeting, Council considered and adopted the following Plans:

a. Delivery Plan 2013–2017
b. Operational Plan 2013–2014 – Part 1 & 2
c. Workforce Management Plan 2012–2016
d. Asset Management Strategy and Plans
e. Long Term Financial Plan

The above Plans have been reviewed by staff and, together with the 2014/2015 Operational Plan – Part 1 & 2 (incorporating the 2014/2015 budget) are now presented in draft for Council's consideration prior to being placed on public exhibition. There has been no change to the Asset Management Plan, as presented to Council last year, this Plan is proposed to be updated in 2014/2015.

It is estimated that 2013/2014 will result in an operating surplus of $83,163 and an overall budget surplus of $548,751.

The 2014/2015 Operational Plan estimates an operating deficit of $37,670, after providing for depreciation and amortisation expense of $1,881,144, and an overall surplus of $620,562.

Council resolved in 2006/2007 to effect an annual increase of 8% on the consumption tariff in order to self-fund an extensive capital works programme ($52.84 million in 2010 $ terms) over 30 years without the need for loan borrowings or government subsidies. In 2014/2015, it is recommended that Council end the annual increase of 8% in the consumption tariff in favour of a reduced annual increase of 5%. Availability charges are recommended not to increase and to remain at $200.00 for a standard 20mm service. The planned increase of 5% in the

consumption tariff will result in the tariff increasing from $2.15kL to $2.25kL. Without an increase in the availability charge, the overall increase for an average residential bill using 191kL over 12 months will be 3%.

Management is of the view that consumers have supported Council with an annual tariff increase of 8% since 2006/2007 and it is now time to support them with what is considered a more manageable increase.

Also, in 2014/2015 residential and rural consumers will no longer be subject to a 50% increase in the usage charge for consumption in excess of 450 kL per annum as the NSW Office of Water (NOW) have ceased to have this as a requirement in their Best-Practise Pricing Guidelines.

Management has reviewed the pricing policy for Quandialla, which has been in place since the water supply was constructed in 2002. Since 2002 and in order to fund a 20 year $450,000 loan, consumers in Quandialla have been subject to an annual availability charge of $464.00 and a two stepped tariff charge. Management is now recommending that Quandialla no longer have a separate pricing policy and be absorbed into the pricing policy of the remainder of the supply area. Accordingly, the annual availability charge for Quandialla will reduce from $464.00 per year to $200.00 per year and the consumption tariff will change from a two stepped tariff (currently $1.46kL for the first 200kL per quarter and $2.42 after 200kL) to a straight line tariff of $2.25.

Management has also reviewed Council's Long Term Financial Plan (10 years) and the 30 year Capital Works Program and Financial Plan and have estimated that, with an annual tariff increase of 5%, the Capital Works Program can be funded from reserves until 2022/2023 after which it is recommend that Council take out a loan for $10million to assist with the funding of the remainder of the program.

This action to resort to loan borrowing in 2022/2023 is in line with the view of the NOW *that Water Utilities facing a significant capital investment should be encouraged to make greater use of borrowings to reduce their required Typical Residential Bill (TRB).* NOW further states *that, as most water and sewerage assets are long-lived (eg. water mains have an economic life of 80 years), 20-year loan terms are recommended in order to avoid placing an unfair financial burden on existing customers and to facilitate inter-generational equity.*

In 2014/2015, Council's Section 64 Developer Charge will increase from $8,333 per ET (equivalent tenement) to $8,557 per ET in accordance with the adopted 2012 Developer Servicing Plan. The Capital Contribution Plan for in-fill blocks will increase from $3,870/ET to $3,974/ET.

The following capital works are planned in 2014/2015:

- Plant & Vehicle Replacements (Net cost) $ 82,000.00
- Meter & Services Replacement $102,189.00
- Provision for Pump Replacements $ 45,880.00
- Trunk Main Relocation – Gooloogong Bridge $204,977.00
- Low Level Storage at Carcoar Water Filtration Plant $445,000.00
- Repair Plenum Floor at Carcoar Water Filtration Plant $200,000.00

- Upgrade/Online Monitoring Blayney Water Filtration Plant $700,000.00

Council has a dedicated focus on consumer expectations and, through its pricing policy, consumers are receiving a water supply of high quality and reliability and this is wholly attributable to the pricing policy being able to fund an ongoing programme of infrastructure renewal and upgrade.

Fees and Charges for 14/15 are detailed in the attached Operational Plan – Part 2.

BUDGET IMPLICATIONS

Nil

POLICY IMPLICATIONS

Nil

ATTACHMENTS

Nil

02) Financial Matters (FM.BA.1)

(Gavin Rhodes)

RECOMMENDATION:

1. That the information be noted.

REPORT

Details of all payments made to creditors in the preceding two months are available for inspection at the Blayney office.

The Bank Reconciliation, as at 28 February 2014, together with a Statement of Funds Invested, is attached to the business paper.

Council's Petty Cash Book and the Warrant Listing will be **tabled** on meeting day.

As required by Council, the following table details the status of Council's investments through Lehman Bros as at 28 February 2014:

Investment	Interest Rate	Above BBSW	Call Date	Maturity Date	Interest Paid	Face Value	Current % value	Current Value
Aphex (Glenelg AA-)	4.3150%	1.69%	22/06/2009	22/12/2014	Quarterly	50,000	94.04	47,020
MAS (Parkes AA-)	N/A	N/A	20/12/2009	20/06/2015	Quarterly	300,000	N/A	N/A
Total						**$350,000**	**13.43**	**$47,020**

The value of the CDO investments acquired through Lehman's have a current valuation as at 28th February 2014, of $47,020. This is an increase of $1,080 from the last reported valuation of $45,940 as at 31st December 2013. The CDO investments are now valued at 13.43% of par value.

Legal proceedings against Lehman Bros are continuing through Piper Alderman with no further information available at this time.

Council's remaining investment portfolio, other than CDO's of approximately $4.85 million is all capital guaranteed, primarily in term deposits.

BUDGET IMPLICATIONS

Nil

POLICY IMPLICATIONS

Nil

ATTACHMENTS

1 Bank Reconciliation February 2014 1 Page

This is Page No. 7 of the Agenda presented to the Ordinary Meeting of Central Tablelands County Council held at Blayney Shire Council on 9 April 2014

CENTRAL TABLELANDS COUNTY COUNCIL
STATEMENT OF BANK BALANCES AS AT 28TH FEBRUARY 2014

GENERAL FUND

(a) Cash Book Balance	$ 849,891.95
(b) Bank Balance	$ 850,998.47
(c) Limit of Overdraft (Bank)	Nil
(d) Limit of Overdraft (Statutory)	$ 1,130,000.00

BANK RECONCILIATION

Balance as per Bank Statement	$850,998.47
Add: Outstanding deposits	$ 44,004.72
	$895,003.19
Less: Outstanding Cheques	$ 25,585.14
Less: Deposits not processed	$ 19,526.10
Balance as per Cash Book	$849,891.95

FUNDS INVESTED AS AT 28 FEBRUARY 2014

	Form of Investment	Institution	Amount	Rate of Interest	Bank Bill Swap Rate
(1)	Floating Rate CDO	Aphex Pacific Capital (Gleleg AA-)	$ 50,000.00	4.31%	2.63%
(2)	Floating Rate CDO	Managed ACES SPC (Parkes AA-)	$ 300,000.00	N/A	2.63%
			$ 350,000.00		
(3)	Term Deposit	ING Direct Bank (180 Days)	$ 500,000.00	3.75%	2.63%
(4)	Term Deposit	ING Direct Bank (180 Days)	$ 500,000.00	3.75%	2.63%
(5)	Term Deposit	Rabo Direct Bank (180 Days)	$ 500,000.00	3.95%	2.63%
(6)	Term Deposit	National Australia Bank (180 Days)	$ 500,000.00	3.71%	2.63%
(7)	Term Deposit	National Australia Bank (180 Days)	$ 500,000.00	3.79%	2.63%
(8)	Term Deposit	Reliance Credit Union (180 Days)	$ 500,000.00	3.65%	2.63%
(9)	Term Deposit	Reliance Credit Union (180 Days)	$ 500,000.00	3.85%	2.63%
(10)	Term Deposit	Reliance Credit Union (180 Days)	$ 500,000.00	3.85%	2.63%
			$ 4,350,000.00		
(11)	Cheque Account	Reliance Credit Union	$ 23.26	0.00%	2.63%
(12)	Cheque Account	Commonwealth Bank	$ 102,059.19	2.45%	2.63%
(13)	Business On-line Saver	Commonwealth Bank	$ 748,916.02	2.70%	2.63%
			$ 5,200,998.47		

In accordance with the Local Government (Finance Regulations) 1993 (Part 4, Cl. 19), I hereby certify:

The above Investment Summary represents Council's total investments as at 28 February 2014 and that the investments have been made in accordance with the Act, the regulations and Council's investment policies.

Gavin Rhodes
Manager Finance & Corporate Services

03) **Audit Committee - Annual Report 2012/2013 and March 2014 Meeting Minutes (CM.AU.4)**

(Gavin Rhodes)

RECOMMENDATION:

1. That Council receive and note the Audit Committee Annual Report 2012/2013 and March 2014 Audit Committee Meeting Minutes.

REPORT

A copy of the Audit Committee Annual Report 2012/2013 and March 2014 Audit Committee Meeting Minutes are attached for Councils notation.

BUDGET IMPLICATIONS

Nil

POLICY IMPLICATIONS

Nil

ATTACHMENTS

1 CTW Audit Committee Annual Report 5 Pages
2 CTW Audit Committee Minutes 7th March 2014 3 Pages

Central Tablelands Water - Audit Committee

Annual Report 2012-2013

Report dated January 2014 from the Chairperson, Central Tablelands Water Audit Committee on the operations of the Audit Committee for the period 1 November 2012 to 31 December 2013, as required under the Council's Audit Committee Charter.

Purpose of Report

The Audit Committee Charter adopted by Council requires that the Committee report at least annually on its activities. This report covers the period 1 November 2012 to 31 December 2013, the second period of operation of the Audit Committee. The report provides a background to the Audit Committee's membership, operations during the period and areas for development in the year to come. This report is based on the previous report's annual reporting format suggested by the 2011 Victorian Local Government publication *Audit Committees - A Guide to Good Practice for Local Government*. Prior to its presentation to Council the report was reviewed and endorsed by the Members of the Audit Committee.

Background / Introduction

Central Tablelands Water's Audit Committee inaugural meeting was held on 28 September 2011. Since then, the Committee has held regular meetings in accordance with its Charter that is based on guidelines issued by the Department of Premier & Cabinet, Division of Local Government in October 2008 and revised in 2010. The Audit Committee Charter is complemented by an Internal Audit Charter. The Audit Committee Charter sets out the roles and responsibilities of the Committee, its authority, membership and the tenure of its members, the operation of its meetings, how decisions are made and its reporting responsibilities. It is reviewed, and amended as necessary on an annual basis.

Membership of the Audit Committee comprises one Councillor and two Independent Members. The Independent Members of the Committee were selected following a request for interest process conducted by the WBC Alliance. To improve communication, co-ordination and co-operation across the three Councils of Blayney, Cabonne and Central Tablelands Water, the two Independent Audit Committee Members were appointed to all three Council Audit Committees.

Unfortunately, one of the founding independent Members, Mr Matthew Lawrence passed away suddenly in early 2013. His contribution to the operation of the Committee since inception has been acknowledged formally by all three WBC Councils and communicated to his family.

He has subsequently been replaced by Mr Phil Burgett (refer comments below)

A list of Committee meeting dates and attendances by Committee members is set out in Table 1 on page 3.

Audit Committee Membership

The Committee is currently comprised of the following members:

Independent members:

- Mr Steve Kent (Current Chairperson) and
- Mr Matthew Lawrence was a member up until he passed away in early 2013.
- Mr Phil Burgett has replaced Mr Matthew Lawrence and is yet to attend a meeting of the Committee, given that the last planned Meeting in November 2013 was cancelled at short notice due to the sudden passing of a CTW staff member.

Councillor member:

- Councillor Geoff Braddon OAM replaced Councillor John Farr OAM from October 2012

Mr Steve Kent is an experienced internal audit, risk management and consulting professional with considerable local and state government internal audit experience.

Mr Phil Burgett is a highly experienced professional accountant and external auditor with considerable experience in local government. He retired approximately 2 years ago, after a lengthy career as a Partner with a Bathurst based professional accounting firm.

During the year the Audit Committee was attended by and received support from:

- Council's General Manager, Mr Tony Perry
- Mr Gavin Rhodes, Manager Finance & Corporate Services and,
- A Representative from IAB Services; Internal Auditor (Steve Woods for one meeting).

The Committee would like to acknowledge the support provided by the General Manager Tony Perry and Gavin Rhodes.

Meetings of the Committee

The Table below sets out the meetings of the Committee held during the reporting period and the attendance of Committee Members at these meetings.

Meeting Date	Mr Steve Kent	Mr Matthew Lawrence	Councillor Geoff Braddon OAM
9/5/2013	✓	X	✓
29/8/2013	✓	-	✓
25/11/2013	Meeting cancelled	Meeting cancelled	Meeting cancelled

Role of the Committee

The role of the Audit Committee can be summarised as being to oversight risk, compliance, external accountability and internal control in Council. It does this by:

- examining and commenting on Council's risk management framework and practices;
- reviewing internal control mechanisms;
- reviewing financial reporting and controls in Council including meeting with Council's external auditors;
- monitoring legislative compliance including compliance with policies and guidelines issued by the Division of Local Government;
- supporting an active program of internal audit by authorising an annual and strategic internal audit program as well as oversighting progress with the implementation of the recommendations of completed audit reports.

Achievements During the Reporting Period

The second year of operation of the Audit Committee has been one of consolidation. The Committee has continued to promote an enterprise risk management framework and the development of a risk register to assist Council staff in making decisions about which areas need review and a possible internal audit. The role and operation of internal audit has been discussed and clarified. Steps have been taken to better identify and provide the type of information required by the Committee and the more timely provision of this information.

Only one internal audit review was completed during the period. This was included in Council's Strategic Internal Audit Plan and covered a Healthcheck Review of Information Technology Strategy and Network Security Systems. This internal audit was undertaken by IAB Services jointly for Central Tablelands Water and Blayney Shire Council. The findings from the review and the responses to the internal audit recommendations by Council management were tabled at the 29 August 2013 Audit Committee meeting. It was agreed that Council will liaise closely with Blayney Council to address and implement the recommendations made, where appropriate.

During the period under review, the Audit Committee also considered the external auditor's management letter for 2013 and Council management's responses. The Committee noted that there were no significant findings in the letter and decided it was not necessary to formally meet with Council's external auditor. A meeting with the external auditor will be reconsidered for 2014.

It was decided by the Committee to defer the completion of the self-assessment process for the Audit Committee until a replacement Member was appointed. This is to be reconsidered in 2014.

The status of internal report recommendations have been considered at each meeting, with satisfaction being expressed at the progress in implementation.

Council participated in a CENTROC internal audit tender process that resulted in IAB's contract not being renewed with CENTROC and Grant Thornton being appointed for some Councils. Council has decided to consider the use of future internal audit service providers on a project by project basis.

Future Directions

The Audit Committee is well established and is able to make a valuable contribution to the efficient, effective and sustainable operation of Council. Looking to the future, the Committee is seeking to:

- Review the results of the planned Audit Committee self-assessment questionnaire when completed and planning to address any significant issues raised with a view to improving the operation of the Committee;
- Continuing to work towards robust and effective annual and longer term internal audit programs. Given that there are still a number of internal audits to be completed from the current strategic internal audit plan, the Committee plans to review the plan of audits in early 2014 in the context of the likely use of other internal audit service providers.
- Enhance the liaison and communication with Council's external auditor;
- Continue the focus on completing an enterprise risk assessment and the development of an enterprise-wide risk management framework. This was to be undertaken with assistance from the Blayney Shire Council's risk officer in 2013. Unfortunately, the officer's availability has been limited because of other priorities. This is to be revisited in 2014.
- Continue to encourage the exchange of relevant risk and audit information between the member Councils of the Alliance;
- Seek to maintain and improve the timely flow of information from Council to the Committee. During the year, the information and explanations provided by Council have proven quite useful;
- Maintain a watching brief over the possible changes to council (WBC Alliance) structures following the recent completion of DLG LG reviews and reports. During the year, Council kept the Committee informed of developments in shared services arrangements and information sharing between WBC and CENTROC Councils.
- Review the Audit Committee Charter on an ongoing basis;

Recommendation: That Council receive and note this report.

Steve Kent
Chairperson Central Tablelands Water Audit Committe

Minutes of the Audit Committee Meeting of Central Tablelands Water Held at Blayney on Friday, 7th March 2014, commencing at 11.00am

PRESENT:	Mr Steve Kent	(Chair - Independent Member - voting)
	Mr Phillip Burgett	(Independent Member - voting)
	Cr Geoff Braddon OAM	(Independent Member - voting)
	G. Rhodes	(Manager Finance & Corporate Services - Secretariat)
	Mr John O'Malley	(Intentus Chartered Accountants – External Auditor)

1. Welcome

The Chair of the Committee Mr Steve Kent welcomed all attendees to the meeting which commenced at 11.30am due to an overrun of the previous Audit Committee Meeting of Blayney Shire Council.

2. Apologies for non-attendance

The Audit Committee accepted the apology for non-attendance of Mr Tony Perry (General Manager).

3. Declarations of any Conflicts of Interest

Members declared that they had no conflicts of interest.

4. Confirmation of Minutes – Audit Committee Meeting 29/8/2013

The Minutes of the Audit Committee Meeting of Central Tablelands Water (CTW), held on 29 August 2013 were confirmed by the Audit Committee.

5. Recruitment of Audit Committee Independent Member

The Chair welcomed the Committee's new independent member Mr Phillip Burgett. Mr Burgett brings a wealth of Financial Management & External Auditing experience to the Committee as a previous senior partner of Morse Group for many years.

6. Future of Internal Audits/Resourcing of Internal Audits – 2014 and beyond

The Audit Committee discussed the future of internal audits with regards to the current Audit Plan and the fact that only minimal audits have been completed mostly due to resourcing issues. The Committee all agreed that as the current Audit Plan is approaching expiry, that a new risk management review of the organisation should be undertaken resulting in a Risk Management Framework being formalised. This will enable a more rigid and relevant Audit Plan to be developed and progressed. The Committee advised MFCS to discuss the proposed organisational risk management review with the General Manager and report back to the Committee.

7. Annual Financial Statements 2012/2013

The Audit Committee noted the Annual Financial Statements and the External Auditor's final management letter pertaining to the fact that no issues were raised with management regarding the conduct of the year end audit.

Council's External Auditor; Mr John O'Malley, Partner from Intentus, Chartered Accountants, gave a brief presentation of Council's Annual Financial Statements for 2012/2013. Mr O'Malley highlighted the improvement in Council's financial position as a result of recent reviews of water charges/pricing to ensure adequate funding is readily available to allow ongoing operational and capital works programmes to proceed.

8. Audit Committee Annual Report 2013

The Audit Committee Annual Report for 2013 was confirmed by the Committee and will be tabled at the April 2014 Council Meeting for notation.

9. Review of Audit Committee Charter

The Audit Committee Charter was reviewed and proposed change outlined below was accepted:

- Finance Manager title to be amended to Manager Finance and Corporate Services.

The Committee also noted the Charter requirement for a performance review of the Audit Committee and assessment against agreed KPIs. The Committee would like to see the review completed before the next meeting and appropriate KPIs agreed for the future. The MFCS was requested to raise the matter with the General Manager.

10. Risk Management update

As a follow on from Agenda Item 6, the Audit Committee suggested that a 'Risk Management Workshop' be undertaken by CTW Councillors and Senior Management to enable the development of an organisational Risk Management Framework. MFCS is also to discuss this with the General Manager.

11. Any major developments/issues since last meeting

MFCS advised the Audit Committee that there have been no major developments/issues since the last meeting.

12. Status of prior report recommendations

A status of prior report recommendations was presented to the Audit Committee for review. The Audit Committee recommended that items be closed off where possible and more status detail be provided on those items that remain open.

13. Schedule meeting dates for 2014

The Audit Committee advised MFCS to liaise with the other Audit Committee Secretariats of Blayney Shire Council and Cabonne Council regarding scheduling future meeting dates for 2014. The proposed dates are to be circulated to the Committee Members for confirmation.

14. Any other business

There was no other business raised by Committee Members.

15. Next meeting – Blayney - TBA

There being no further business, the Chair of the Audit Committee declared the meeting closed at 1pm.

04) General Manager - Recruitment (GO.CO.4)

(Tony Perry)

RECOMMENDATION:

1. That Council accept the proposal from Blackadder Associates to undertake the recruitment to the position of General Manager with the recruitment being undertaken by their Associate Mr Alan McCormack.

REPORT

At the February 2014 meeting of Council, following advice from the General Manager that he intends to retire on 12 August 2014 and would not be seeking renewal of his contract, it was resolved to appoint an ad hoc committee (to be known as the GM Replacement Working Group) comprising:

- The Chairman as ex-officio
- Cr Somervaille
- Cr Griffith
- Cr Durkin
- The General Manager

Following the February meeting, the Working Group met in Canowindra to consider the appropriate strategy that should be adopted to find a suitable replacement for the retiring General Manager and agreed that an experienced local government recruitment consultant should be engaged to carry out the recruitment process.

The General Manager advised the Working Group of the very small number of consultants who specialised exclusively in local government staff recruitment and, following deliberation, the General Manager was requested to obtain a fee proposal from Mr Alan McCormack an Associate of Blackadder Associates.

Blackadder Associates has provided a proposal to undertake the recruitment process utilising their Associate Mr Alan McCormack (a copy of this proposal has been provided to each Councillor).

Mr McCormack was previously the General Manager of Parkes Shire Council until his retirement. In his consulting capacity, Mr McCormack has acted as General Manager at Blayney, Forbes and Oberon Councils during the period each Council was conducting its recruitment of a new General Manager. Mr McCormack is a qualified Local Government Clerk, holds a Graduate Diploma, Master of Business, Certificate in Financial Planning and has an extensive network of General Managers across NSW.

Blackadder Associates is an experienced and professional company which is identified with the recruitment, since 2008, of 81 local government senior staff including 31 General Managers.

Together with the recruitment proposal, Mr McCormack has put forward the following draft recruitment timeline:

RECRUITMENT OF A GENERAL MANAGER
for
Central Tablelands Water

DRAFT RECRUITMENT TIMELINE

Stage	Tasks	Due Date
1. Understand key requirements	• Discussions with Chairman and Councillors appointed to the Recruitment Panel in relation to position and person requirements – key skills, abilities and attributes, and recruitment process	• **By 11 April**
2. Review documentation	• Identify position description - review and update • Develop Information Package • Develop timeline and meeting protocols	• **By 11 April**
3. Advertising strategy	• Develop strategy with Leonard Holt Robb Advertising, and design creative advertisements • Obtain quotes and authorise proofs	• **By 18 April**
4. The Search Process – prior to and during advertising	• Place advertising • Meet with, or speak with candidates in person, on the phone or by Skype video • Initial meetings/telephone discussions with potential applicants • Close applications	• **22 April (Tues)** • **22 April – 12 May** • **12 May (Mon)**
5. Preliminary short listing	• Prepare overview of candidates, submit to and discuss with Recruitment Panel members and select short list for interview • Advise short list candidates of selection and notify unsuccessful candidates • Conduct referee checks on short list candidates • Arrange personality profiles on short list candidates	• **By 23 May (Fri)** • **By 30 May** • **By 6 June** • **By 6 June**
6. Short List interviews and appointment	• Recruitment Panel interviews short list candidates • Liaison with successful candidate • Finalisation of offer and contract of employment • Notify unsuccessful candidates • New General Manager commences	• **12 June** • **By 21 June** • **By 13 June**

The Working Group is recommending the appointment of Blackadder Associates with the recruitment being undertaken by their Associate Mr Alan McCormack.

BUDGET IMPLICATIONS

To be included in the 2013/2014 budget as an additional vote following resolution at this meeting.

POLICY IMPLICATIONS

Nil

ATTACHMENTS

Nil

05) **2012/2013 NSW Water Supply Performance Monitoring Report (GR.SL.2)**

(Tony Perry)

RECOMMENDATION:

1. That the 2012/2013 Water Supply Performance Report for Local Government Water Utilities be received and noted.

REPORT

The Minister for Primary Industries, The Hon Katrina Hodgkinson MP, has released the *2012/2013 NSW Water Supply and Sewerage Performance Monitoring Report* in which she states that local water utilities are continuing to lead the way in providing affordable services for regional NSW. **The Full Report will be tabled at this meeting.**

The NSW Office of Water (NOW) has also sent a copy of Council's 2012/2013 TBL Performance Report (see attached).

As reported last year, Central Tablelands Water has performed well in the 2012/2013 performance reports.

The report shows that, in 2012/2013, Council was 90% compliant with all requirements of the Best-Practice Guidelines, including full cost recovery. This is a slight reduction from the 100% compliance of the past few years. The reduction is due to a reduction in the percentage for consumption charges against the overall total for consumption and availability charges. The Best-Practice Guidelines state that to be compliant consumption charges should equate to 75% of water sales revenue and availability or access charges 25%. Council has fallen below the 75% guideline to 68%.

Notwithstanding, Council ranks fairly highly in other areas of the report when compared against water utilities of similar size and even when compared against the State median.

Council's 2012/2013 TBL Water Supply Performance Report is provided as an attachment to this business paper. Also attached is a copy of the Minister's Media Release.

BUDGET IMPLICATIONS

Nil

POLICY IMPLICATIONS

Nil

ATTACHMENTS

1 Media Release from Minister Hodgkinson MP 3 Pages
2 CTW TBL Water Supply Performance Report 2 Pages

The Hon Katrina Hodgkinson MP
Minister for Primary Industries
Minister for Small Business

MEDIA RELEASE

Wednesday 2 April 2014

REGIONAL NSW WATER UTILITIES CONTINUE TO LEAD THE WAY IN AFFORDABLE SUPPLY AND SEWERAGE

NSW Minister for Primary Industries, Katrina Hodgkinson, today released the latest annual report card on water supply and sewerage performance in regional NSW.

The *2012-13 NSW Water Supply and Sewerage Performance Monitoring Report* outlines the performance of the State's 105 local water utilities.

"The report shows the NSW local water utilities continue to lead the way in providing affordable services for regional NSW," Ms Hodgkinson said.

"The water supply median typical residential bill is now similar to country Victoria and the national median and lower than all the other Australian states and capital city utilities, except for Melbourne.

"The increase in the water supply and sewerage median typical residential bill has been limited to 13 per cent in real terms during the past 18 years.

"The operation, maintenance and administration cost per property for water supply was also lower than Brisbane, Melbourne, the national median and the country utilities in all the other Australian states, but higher than the other capital city utilities."

Ms Hodgkinson said average annual residential water use had also fallen from 330 kilolitres (kl) to 166 kl per connected property.

"This is a reduction of more than 50 per cent during the past 22 years, and is lower than all the other Australian states and capital city utilities except for Brisbane and Melbourne," Ms Hodgkinson said.

"Water main breaks have remained much lower than all the other Australian states and the capital city utilities, indicating good asset condition.

"The report also indicates that all of the NSW utilities are achieving full cost recovery for water supply and 96 per cent are achieving full cost recovery for sewerage."

…/2

"Overall implementation of the 19 planning, pricing and management requirements of the NSW *Best Practice Management of Water Supply and Sewerage Framework* is now 90 per cent, compared to 46 per cent eight years ago."

Ms Hodgkinson said the NSW Liberals and Nationals Government promotes continuing performance improvement by NSW local water utilities, with the aim of providing better quality and greater efficiency of services to all NSW residents.

"Performance monitoring and benchmarking are an increasingly important management tools, which are required under the National Water Initiative, and have been strongly endorsed by the NSW Government, the Independent Pricing and Regulatory Tribunal (IPART), the Productivity Commission and Local Government NSW," Ms Hodgkinson said.

"This annual report demonstrates the effective partnership between the NSW Government and local councils in meeting community needs for water supply and sewerage services to regional NSW.

"The NSW Government's Country Towns Water Supply and Sewerage program supports these services, which benefit more than one million people in country towns across NSW."

Ms Hodgkinson said NSW performance monitoring and benchmarking also provides valuable data for determining the present position and assessing future water supply and sewerage needs for regional NSW. This ensures an appropriate focus and

The report will be provided shortly to all NSW water utilities and can be accessed online at NSW Office of Water website – www.water.nsw.gov.au.

MEDIA: Julian Luke 0427 561 592

…/3

KEY FACTS:

The water supply median typical residential bill is now similar to country Victoria and the national median and lower than all other Australian State and capital city utilities except for Melbourne.

Average annual residential water use has fallen from 330 kilolitres (kL) to 166 kL per connected property. This is a reduction of more than 50 per cent during the past 22 years, and is lower than all the other Australian State and capital city utilities except for Brisbane and Melbourne. This achievement was assisted by the strong pricing signals provided, with a median water usage charge of 208 c/kL.

The water supply for more than 99 per cent of the urban population in regional NSW complied with the Australian drinking water guidelines. Of the 19,000 microbiological samples tested, 99.7 per cent complied with the guidelines.

Operation, maintenance and administration cost per property for water supply was lower than Brisbane, Melbourne, the national median and the country utilities in all the other Australian States, but higher than the other capital city utilities.

92 per cent of utilities have a sound strategic business plan[1] and a long-term financial plan. This is a water utility's peak planning document.

94 per cent of utilities have a sound water conservation plan and 94 per cent have a sound drought management plan.

Real water loss (leakage) was lower than country Victoria, the national median and all of the capital city utilities except Canberra

Greenhouse gas emissions per 1000 properties were similar to the national median, country Victoria and Adelaide, lower than Perth, but higher than the other capital city utilities.

84 per cent of the local water utilities in NSW carried out water recycling, mostly for agriculture – an increase of 37 per cent from eleven years ago.

The total volume recycled in the 2012-13 financial year was 40 billion litres, which is 23 per cent of the volume of sewage collected. This percentage was lower than country Victoria and Adelaide, but higher than the national median and the other capital city utilities.

Annual revenue was $1,220 million and the current replacement cost of the assets employed was $25.7 billion.

[1] *NSW Water and Sewerage Strategic Business Planning Guidelines, July 2011* (http://www.water.nsw.gov.au/ArticleDocuments/42/media_release_110804_water_and_sewerage_strategic_business_final.pdf.aspx).

Central Tablelands Water — TBL Water Supply Performance — 2012-13

WATER SUPPLY SYSTEM - Central Tablelands Water serves a population of 12,200 (5,430 connected properties). Water is drawn from 7 bores (7 ML/d) and from Lake Rowlands to supply Blayney, Canowindra, Grenfell, Eugowra, Millthorpe, Mandurama, Lyndhurst, Carcoar, Manildra, Cargo, Cudal, Woodstock and Gooloogong. Council has 2 storage dams (total capacity 4800 ML). The water supply network comprises 1 conventional treatment works (6 ML/d) and 1 DAFF works (9 ML/d), 45 service reservoirs (29 ML), 32 pumping stations, 15 ML/d delivery capacity into the distribution system, 318 km of transfer and trunk mains and 265 km of reticulation. With the exception of Quandialla, all the water supply is fully treated.

PERFORMANCE - Central Tablelands Water achieved 90% compliance with Best Practice requirements. The 2012-13 typical residential bill was $633 which was above the statewide median of $540 (Indicator 14). The economic real rate of return was similar to the statewide median (indicator 43). The operating cost (OMA) per property was $565 which was well above the statewide median of $410 (Indicator 49). Water quality complaints were similar to the statewide median of 3 (Indicator 25). Compliance was achieved for microbiological water quality (100% of the population, 2 of 2 zones compliant), chemical water quality and physical water quality. There were no failures of the chlorination system or the treatment system. Central Tablelands Water reported no water supply public health incidents. Current replacement cost of system assets was $117M ($20,400 per assessment). Cash and investments were $4M, debt was $3.8M and revenue was $5.2M (excluding capital works grants).

IMPLEMENTATION OF REQUIREMENTS OF BEST-PRACTICE MANAGEMENT FRAMEWORK

(1)	Complete Current Strategic Business Plan & Financial Plan	YES	(3)	Sound water conservation implemented	YES
(2)	(2a) Pricing - Full Cost Recovery, without significant cross subsidies	Yes	(4)	Sound drought management implemented	YES
	(2b,2c) Pricing - Appropriate Residential Charges		(5)	Complete performance reporting (by 15 September)	YES
	(2d) Pricing - Appropriate Non-residential Charges	Yes	(6)	Integrated water cycle management strategy	YESE
	(2e) Pricing - DSP with Commercial Developer Charges	Yes		IMPLEMENTATION OF ALL REQUIREMENTS	90%

TRIPLE BOTTOM LINE (TBL) PERFORMANCE INDICATORS

		NWI	No.			LWU RESULT	RANKING 3,001 to 10,000	RANKING All LWUs	MEDIANS Statewide	MEDIANS National
							Note 1	Note 2	Note 3	Note 4
						Col 1	Col 2	Col 3	Col 4	Col 5
UTILITY	CHARACTERISTICS	C1	1	**Population served:** 12200						
		C4	2	**Number of connected properties:** 5430	Number of assessments: 5710					
			3	**Residential connected properties** (% of total)	%	74			91	
			4	**New residences connected to water supply** (%)	%	0.9	2	2	0.8	
		A3	5	**Properties served per kilometre of water main**	*Prop/km*	10			32	35
			6	**Rainfall** (% of median annual rainfall)	%	72	5	5	108	
		W11	7	**Total urban water supplied at master meters** (ML)	*ML*	1,730			6,500	8,610
			8	**Peak week to average consumption** (%)	%	253	5	5	160	
			9	**Renewals expenditure** (% of current replacement cost of system assets)	%	0.6	3	2	0.5	
			10	**Employees per 1000 properties**	*per 1,000 prop*	3.5	5	5	1.4	
SOCIAL	CHARGES & BILLS	P1		**Residential tariff structure for 2013-14:** inclining block; independent of land value; access charge $200						
		P1.3	12a	**Residential water usage charge for 2012-13 for usage <450 kL (c/kL)**	*c/kL (2012-13)*	199	2	2	199	167
			12	**Residential water usage charge for 2013-14 for usage <450 kL (c/kL)**	*c/kL (2013-14)*	215	2	2	208	
		P3	14a	**Typical residential bill for 2012-13** ($/assessment)	*$ (2012-13)*	601	3	3	510	474
			14	**Typical residential bill for 2013-14** ($/assessment)	*$ (2013-14)*	633	3	3	540	
			15	**Typical developer charge for 2013-14** ($/equivalent tenement)	*$ (2013-14)*	8,300	1	1	5,500	
		F4	16	**Residential revenue from usage charges** (% of residential bills)	%	68	3	3	74	65
		F5	17	**Revenue per property** - water ($/property)	*$/prop*	950	4	4	750	691
	HEALTH		18	**Water Supply Coverage** (% of Urban Population with reticulated WS)	*% of population*	91	5	5	99.2	
		H6	18a	**Risk based drinking water quality plan?**		No				
			19	**Physical compliance achieved? Note 10**		Yes	1	1		
			19a	**Chemical compliance achieved? Note10**		Yes	1	1		
		H4	19b	**Number of zones with chemical compliance**		2 of 2				
			20	**Microbiological (E. coli) compliance achieved? Note 10**		Yes	1	1		
		H3	20a	**% population with microbiological compliance**	*% of population*	100	1	1	100	100
	SERVICE LEVELS	C9	25	**Water quality complaints per 1000 properties**	*per 1,000 prop*	3	4	3	3	3
		C10	26	**Water service complaints per 1000 properties**	*per 1,000 prop*	5	2	3	4	1
		C17	27	**Average incidence of unplanned interruptions per 1000 properties**	*per 1,000 prop*	48	4	4	47	69
		C15	28	**Average duration of interruption** (min)	*min*	180	5	4	160	119
		A8	30	**Number of water main breaks per 100 km of water main**	*per 100km*	9	3	3	10	13
			31	**Drought water restrictions** (% of time)	*% of time*	0	1	1	0	
			32	**Total days lost** (%)	%	2.3	4	4	2.0	
ENVIRONMENTAL	NATURAL RESOURCE MANAGEMENT	W12	33	**Average annual residential water supplied - STATEWIDE** (kL/property)	*kL/prop*	201	2	3	166	167
			33a	**Average annual residential water supplied - COASTAL LWUs** (kL/property)	*kL/prop*				160	
			33b	**Average annual residential water supplied - INLAND LWUs** (kL/property)	*kL/prop*	201	2	2	257	
				Average annual residential water supplied COASTAL (kL/property)						
		A10	34	**Real losses** (leakage) (L/service connection/day)	*L/connection/day*	80	3	3	60	73
			35	**Energy consumption per Megalitre** (kiloWatt hours)	*kWh*	987	5	5	650	
			36	**Renewable energy consumption** (% of total energy consumption)	%				0	
		E12	36a	**Net greenhouse gas emissions - WS & Sge** (net tonnes CO2 - equivalents per 1000 properties)	*t CO2*	340	5	3	400	390
ECONOMIC	FINANCE	F17	43	**Economic real rate of return** - Water (%)	%	0.7	4	3	0.7	0.6
			44	**Return on assets** - Water (%)	%	0.7	4	3	0.3	
		F22	45	**Net Debt to equity** - WS&Sge (%)	%	-1	2	2	1	11
		F23	46	**Interest cover** - WS&Sge		64	1	1	1	2
			47	**Loan payment per property** - Water ($)	*$*	107	1	1	66	
		F24	47b	**Net profit after tax** - WS & Sge ($'000)	*$'000*	390	4	2	-497	2591
	EFFICIENCY		48	**Operating cost (OMA) per 100km of main** ($'000)	*$'000*	549	1	1	1,375	
		F11	49	**Operating cost (OMA) per property ($/prop) Note 8**	*$/prop*	565	4	4	410	393
			50	**Operating cost (OMA) per kilolitre** (cents)	*c/kL*	152	4	4	133	
			51	**Management cost** ($/prop)	*$/prop*	239	5	5	137	
			52	**Treatment cost** ($/prop)	*$/prop*	136	3	3	56	
			53	**Pumping cost** ($/prop)	*$/prop*	70	4	3	36	
			54	**Energy cost** ($/prop)	*$/prop*	49	4	3	27	
			55	**Water main cost** ($/prop)	*$/prop*	78	3	3	71	
		F28	56	**Capital Expenditure** ($/prop)	*$/prop*	199	2	2	180	213

NOTES :

1 Col 2 rankings are on a % of LWUs basis - best reveals performance compared to similar sized LWUs (ie. Col 1 is compared with LWUs with 3,001 to 10,000).
2 Col 3 rankings are on a % of LWUs basis - best reveals performance compared to all LWUs (ie. Col 1 is compared with all LWUs).
3 Col 4 (Statewide Median) is on a % of connected properties basis- best reveals statewide performance (gives due weight to larger LWUs & reduces effect of smaller LWUs).
4 Col 5 (National Median) is the median value for the 72 utilities reporting water supply performance in the National Performance Report 2012-13 (www.nwc.gov.au).
5 LWUs are required to annually review key projections & actions in their Strategic Business Plan and annually update their financial plan. The SBP should be updated after 4 years.
6 2012-13 Non-residential Tariff: Access Charge based on Meter Size*(40mm:$800), Two Part Tariff; Usage Charge 215c/kL.
7 Non-residential water supplied was 47% of potable water supplied excluding non-revenue water.
Non-residential revenue was 49% of annual rates and charges, indicating fair pricing of services between the residential and non-residential sectors.
8 The operating cost (OMA) per property was $565. Components were: management ($239), operation ($88), maintenance ($150), energy ($49) & chemical ($41).
9 Rehabilitations included 0% of water mains, 2.74% of service connections and 1.5% of water meters. Renewals expenditure was $115,000/100km of main.
10 Compliance with ADWG 2011 for drinking water quality is shown as "Yes" if compliance has been achieved (indicators 19, 19a & 20), otherwise the % of samples complying is shown.
11 Central Tablelands Water has 3 fully qualified water treatment operators.

Central Tablelands Water **TBL Water Supply Performance (page 2)** **2012-13**

(Results shown for 10 years together with 2012-13 Statewide Median and Top 20%)

RESIDENTIAL USE/REVENUE FROM USAGE

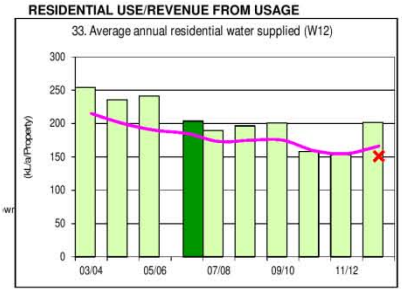

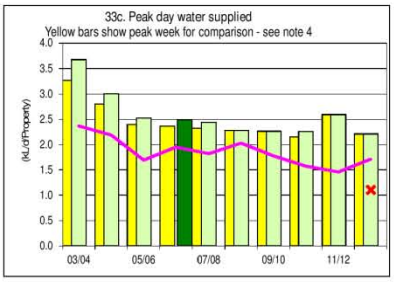

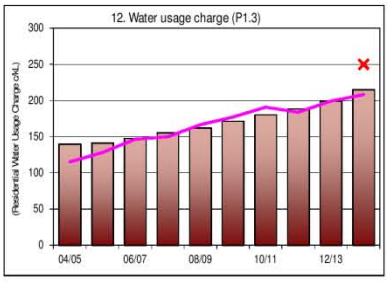

COST RECOVERY

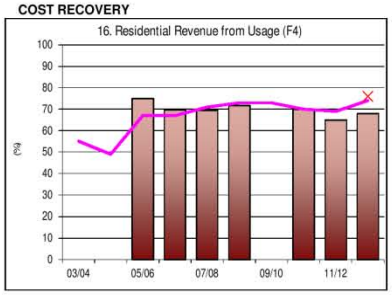

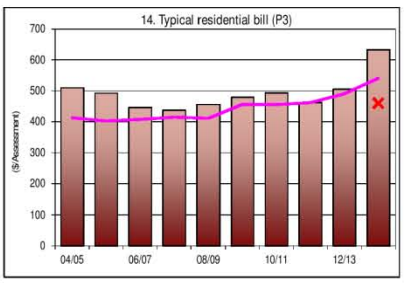

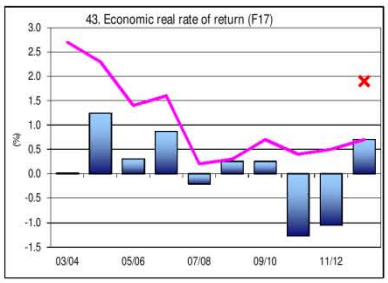

WATER QUALITY/CUSTOMER SERVICE

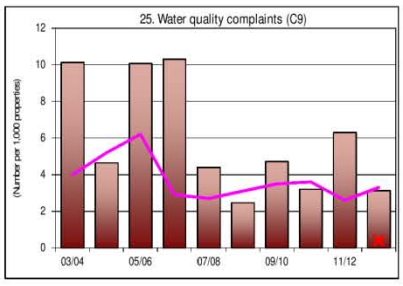

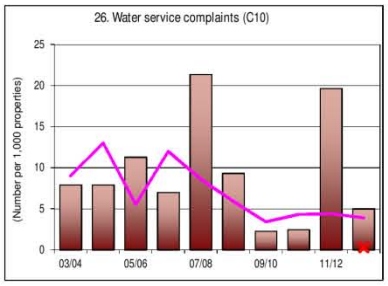

RELIABILITY

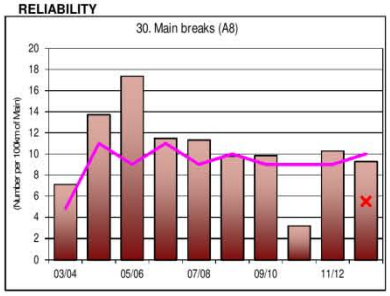

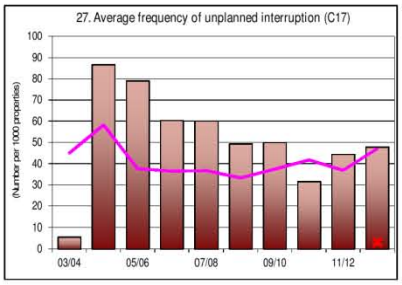

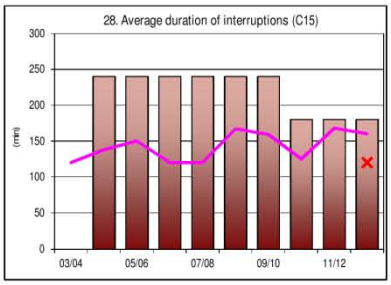

EFFICIENCY

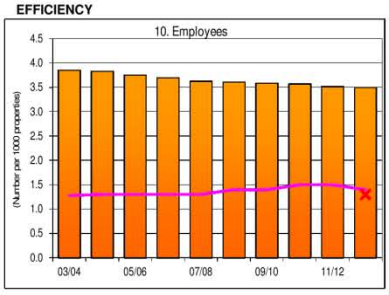

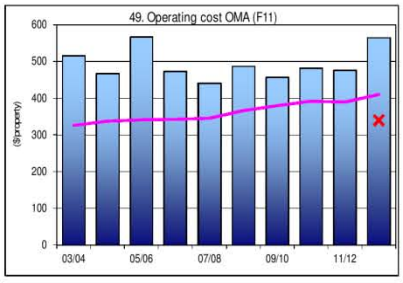

NOTES:

1. Costs are in Jan 2013$ except for graphs 12 and 14, which are in Jan 2014$.
2. Microbiological water quality compliance 1999-00 to 2003-04 was on the basis of 1996 NHMRC/ARMCANZ Australian Drinking Water Guidelines for E. coli; from 2004-05 to 2010-11 compliance was on the basis of the 2004 NHMRC/NRMMC Australian Drinking Water Guidelines (ADWG) and for 2011-12 and 2012-13 compliance was on the basis of the 2011 ADWG.
3. Indicators 33 and 33c - Green shading of bars shows % of time Drought Water Restrictions applied in each year:
4. Indicator 33c - Yellow bars show Peak Week Water Supplied for comparison with Peak Day Water Supplied shown in green.

LEGEND

State Median for all years

Top 20% for 2012-13

0 - 30% 30-50% >50% of time

06) StateCover - 2013 Council Performance Report (RM.CM.2)

(Tony Perry)

RECOMMENDATION:

1. That Council note the information.

REPORT

Council has received the annual StateCover Council performance report which gives an overview of Councils performance in respect of workers compensation and work health and safety (WHS) issues.

The General Manager is pleased to report that the overview by StateCover indicates a good overall Council performance. Results are as follows:

Average Premium Rate:

Council 1.79% StateCover Average 3.46%

Lost Time Injuries:

Council - No lost Time Recorded StateCover Average 3.70%

Injury Reporting:

Council – No Injuries Reported StateCover Average 83.92%

WHS Self Audits:

Council 79.15% StateCover Average 71.00% Region Average 74.00%

A full copy of the StateCover report is provided as an attachment to this report.

BUDGET IMPLICATIONS

Nil

POLICY IMPLICATIONS

Nil

ATTACHMENTS

1 Statecover 2013 Council Performance Report 16 Pages

Central Tablelands County Council

2013 Council Performance Report

The StateCover Difference

StateCover Mutual Limited

Local Government's Workers Compensation Insurer

Contents

Introduction 3
Central Tablelands County Council Performance 5
Average Rate 5
Lost Time Injuries 6
Lost Time Injury Trends 6
Injury Reporting 7
WHS Self Audits 8
2% Performance Based Premium Discount 2012/2013 9
StateCover Developments 10
Customer Satisfaction 10
Update on StateCover's WHS Services 13
Workers Compensation Legislative Reform 15

Introduction

Dear Antony,

I am pleased to provide you with StateCover's 2012 - 2013 General Manager's Report. The purpose of this report is to provide an overview of your Council's workers compensation and WHS performance across a number of key indicators and to provide comparative information to assist benchmark performance and set improvement targets.

StateCover appreciates the diverse challenges faced by Councils in managing workplace risk. As Local Government NSW's workers compensation insurer, we see our role as more than just providing competitive insurance premiums to our Members. We believe we have a responsibility to assist Councils overcome these challenges, to provide safer workplaces, achieve better claim outcomes and to reduce the overall human and financial costs of workplace injuries.

We fulfill this role through the provision of expertise, services and tools tailored to the needs of your industry and which complement those that already exist within your Council. We are pleased to report that during 2012-13, we delivered this support through the following initiatives:

- An industry seminar targeted at assisting Councils to prevent injuries, improve claim outcomes and understand the direct financial implications of workplace injuries;
- Masterclasses specialising in advanced RTW and WHS Fundamentals;
- Provided funding for RTW and WHS educational scholarships for 10 Council employees;
- Provided Councils with funding for a number of worthwhile injury prevention projects;
- Recognised and rewarded Councils for excellence in injury prevention and improved injury rates;

- Delivered face to face, regional and individual, training on the workers compensation reform; and

- Improved and extended the range of WHS and RTW tools available on our website.

The above is in addition to the expertise and service we offer your Council on a day to day basis, delivered by staff who understand the unique needs and challenges of Local Government.

However, there is always the opportunity to do better, and in this year's report we share with you the results of our Customer Satisfaction Survey, in which over 200 Council staff participated. This survey is conducted every two years and the management and Board of StateCover rely upon the results to identify areas that require immediate attention or inclusion in longer-term strategic and operational business planning.

I am also pleased to confirm the Board's recent decision to discontinue the annual capital levy. This is a major milestone for StateCover and has been achieved through effective implementation of our capital management strategy together with the continued support and efforts of our Members.

During 2013/2014, I will ensure that StateCover continues to build on this success and deliver the "StateCover Difference", with services tailored to our Members' needs, provided with a high standard of professionalism and expertise.

Kind Regards,

Linda Bostock
CEO StateCover

Central Tablelands County Council Performance

Average Rate

A key benchmark for the measurement of Council's Workers Compensation performance is the average premium rate paid by your Council compared to the average rate of the industry and/or a group of Councils. The premium rate paid by Council incorporates rating factors, which take into account the claims experience of an individual Council and the claims experience of the local government industry. The size of comparable Councils will determine the degree to which the rate is influenced by Council's own experience i.e. the larger the Council the more the rate is influenced by Council's own performance.

The table below provides a comparison of Council's premium rate to that of the scheme as a whole and your DLG group.

Group	Average Premium Rate
Council	1.79%
StateCover Average	3.46%
DLG Group Average	N/A

It must be noted however, that due to the premium formula, there is a lag effect between improved or deteriorating performance and the annual average premium rate.

Lost Time Injuries

The frequency of workplace injuries is an important indicator in monitoring your Council's WHS performance.

The following table shows the injury frequency rate for your Council using a standardised measure of reported lost time injuries per 100 employees. This indicates the number of incidents involving one or more days lost* per 100 employees. Benchmarking data is also provided to enable comparison with the StateCover average and your DLG group.

Group	Lost Time Injury Rate
Council	No Lost Time Recorded
StateCover Average	3.70%
DLG Group Average	N/A

*Data sourced from StateCover claims management system records

Lost Time Injury Trends

The following graph shows the lost time injury frequency rate for your Council over the last 5 years. This illustrates the trends in your WHS performance over time. It also shows how your results compare with the StateCover average and your DLG group.

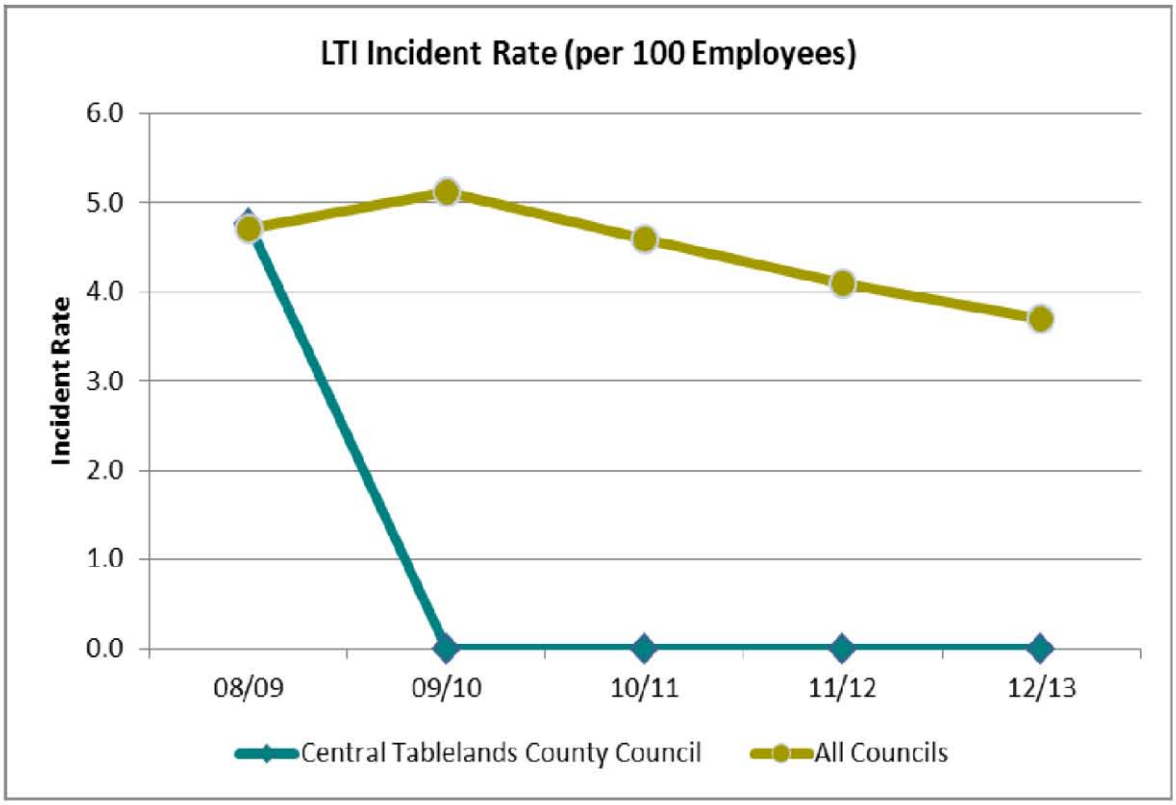

Injury Reporting

Early reporting, together with early intervention, are universally acknowledged drivers of good claim results. Therefore, monitoring injury and claim reporting timeframes can be a useful tool in ensuring outcomes are optimised.

Within 48 hours of becoming aware of a workplace injury, employers are required by the legislation to report the injury to StateCover (penalties of up to $2,200 can apply).

The table below provides a summary of your Council's injury reporting performance (and compliance with the legislation) against the scheme average and your DLG group.

Group	Injuries reported in 2 business days
Council	No injuries reported
StateCover Average	83.92%
DLG Group Average	N/A

WHS Self Audits

StateCover provides Member Councils with an annual WHS self-audit to assist them in assessing their WHS performance. After analysing the completed audits, a comprehensive feedback report is provided which identifies WHS strengths and weaknesses and provides recommendations to support improvement. A pre-populated action plan is also provided to assist in addressing any areas of weakness.

The following table shows the overall audit score for your Council, with benchmarking information to allow comparisons with the StateCover average as well as with Councils in your region and DLG group.

Group	Audit Score
Council	79.15%
StateCover Average	71.00%
Region Average	74.00%
DLG Average	N/A

2% Performance Based Premium Discount 2012/2013

The 2% premium discount is a performance based financial incentive, to encourage Member Councils to increase their focus on injury prevention and proactive return to work of injured employees. The incentive is available to Councils which achieve a reduction in significant claims for the year to 30 June 2013 compared to the same period to 30 June 2012.

For those Councils that achieved a reduction in the number of claims exceeding 7 days time lost, a financial incentive equivalent to 2% of premium is payable for the 2012/2013 policy year on renewal.

Central Tablelands County Council was successful in achieving the 2% incentive payment and a cheque for $549.96 has been forwarded to Council.

The StateCover Board has approved an increase in this incentive to 4% for the 2013/2014 financial year. We encourage Council to continue working with StateCover to improve WHS and RTW performance to be eligible for this incentive.

StateCover Developments

Customer Satisfaction

Every two years, StateCover undertakes a survey of all Members to assess satisfaction with our service and services and to identify opportunities for improvement.

We are pleased to share the results of the latest survey with you, as shown in the following graphs. We received 203 responses and were pleased to note 87% of respondents would recommend StateCover. Overall the results were favourable and provide testament that we are meeting our corporate objectives.

However we acknowledge there are areas that require increased focus and in response, we are working on the following initiatives:

- Introduction of formal claims event contact triggers and increased monitoring of service levels;
- Expanded WHS services and funding for injury prevention initiatives (refer page 13 for detail); and
- Improved on-line performance reporting capability.

Karl Ackermann
Operations Manager

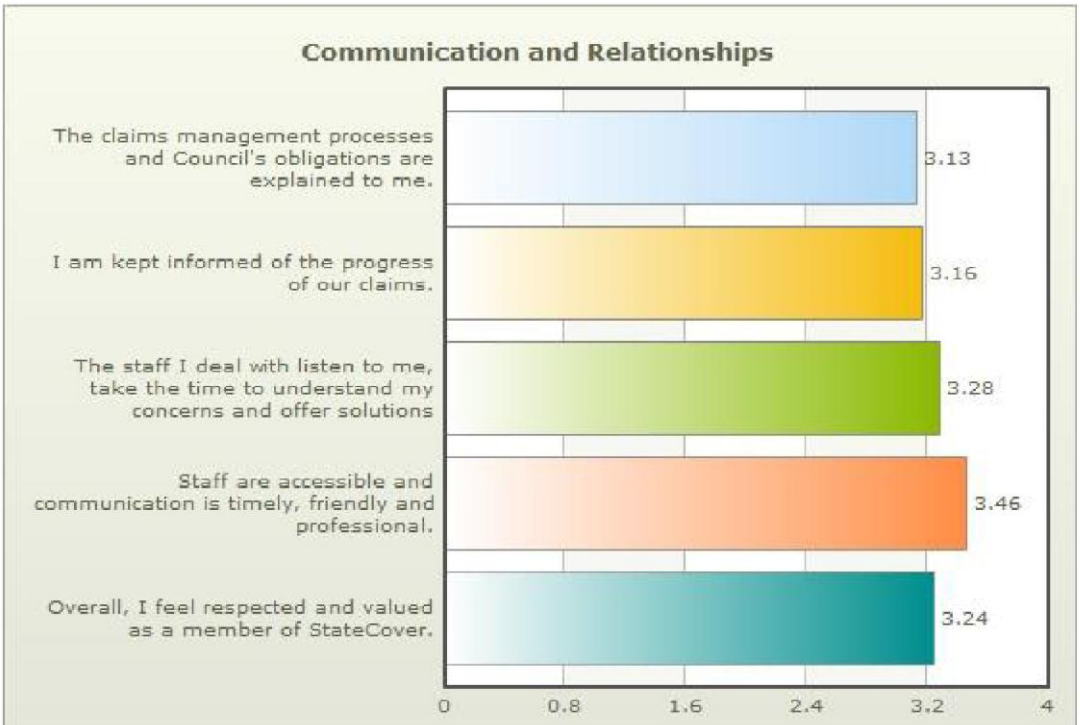
Communication and Relationships
The claims management processes and Council's obligations are explained to me.
3.13
I am kept informed of the progress of our claims.
3.16
The staff I deal with listen to me, take the time to understand my concerns and offer solutions
3.28
Staff are accessible and communication is timely, friendly and professional.
3.46
Overall, I feel respected and valued as a member of StateCover.
3.24
0
0.8
1.6
2.4
3.2
4

Expertise
The staff I deal with are knowledgeable and well trained.
3.35
The staff understand the issues of Local Government and provide thoughtful, responsive advice.
3.18
The staff take the time to work collaboratively with me to find a solution.
3.2
The staff respect my knowledge and experience.
3.13
The staff I deal with provide accurate advice.
3.19
0
0.8
1.6
2.4
3.2
4

Service and Quality
I am satisfied with the quality of WHS services provided by StateCover
2.78
I am satisfied with the quality of claims management services provided by StateCover
3.1
The staff respond promptly to my requests for assistance
3.29
The level of data, premium and performance information on WHS and claims meets my Council's needs
2.91
The level of service provided by StateCover meets my expectations.
2.99
Timeframes and deadlines are met. StateCover staff deliver what they have promised.
3.05
My Case Manager and/or WHS Consultant will go the extra mile when required.
3.22
The staff adhere to professional and ethical standards of conduct
3.32
0
0.8
1.6
2.4
3.2
4

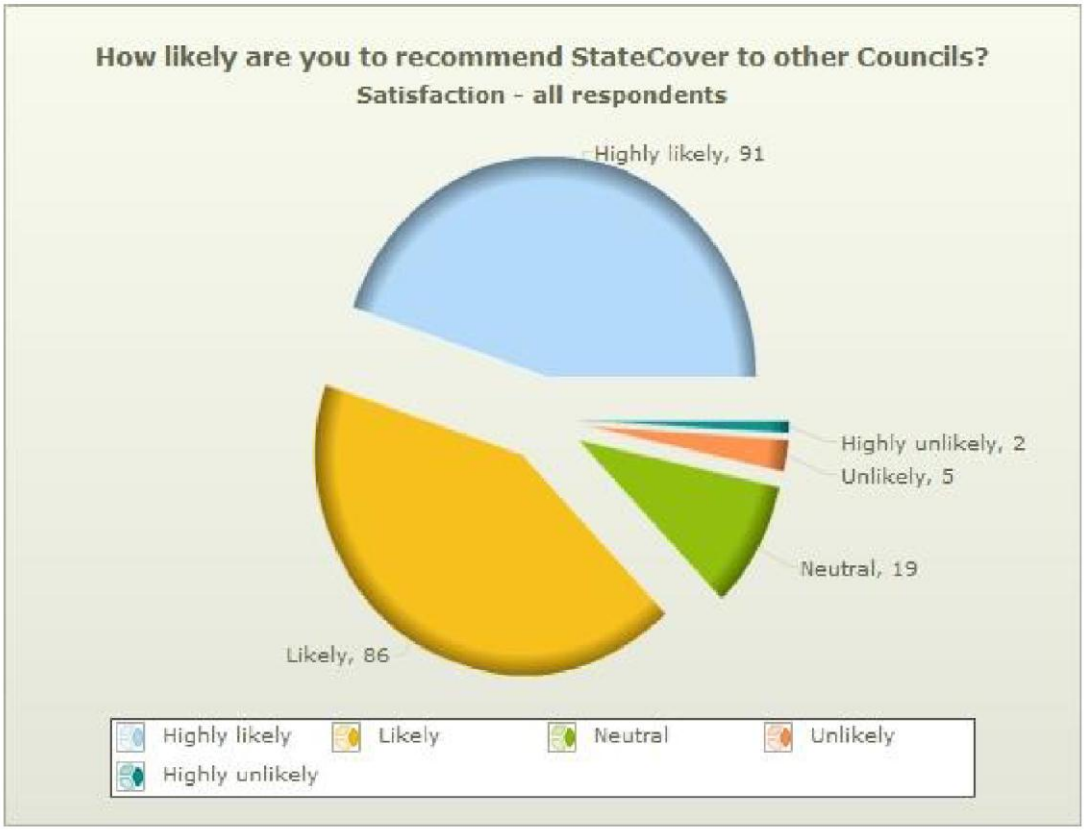
How likely are you to recommend StateCover to other Councils?
Satisfaction - all respondents
Highly likely, 91
Highly unlikely, 2
Unlikely, 5
Neutral, 19
Likely, 86
Highly likely
Likely
Neutral
Unlikely
Highly unlikely

Update on StateCover's WHS Services

Over the last financial year StateCover's WHS department has provided a range of services to assist Councils in preventing workplace injuries through the proactive identification and control of WHS risks. These services include:

Development of resource materials

Over the last year, StateCover has provided Councils with over 200 resource materials to help in the development and implementation of their safety programs. This includes the development of comprehensive program guides as well as operational tools and templates, checklists and guidelines. In addition, a document competition was conducted to promote the sharing of common WHS documentation between Councils such as policies and procedures, risk assessments and training programs.

Presentations and workshops

StateCover provided Councils with practical information on a range of WHS topics through the development and delivery of over 30 presentations and workshops including:

- WHS workshops at the StateCover Seminar
- Presentations at Regional Risk Meetings
- WHS workshops for senior management

Direct Council assistance

The WHS team conducted over 35 Council visits and responded to numerous telephone enquiries to assist Councils with specific WHS issues. In addition, StateCover introduced a new program that provides in-depth assistance to Councils requiring additional support to improve their WHS performance. This program includes conducting a comprehensive gap analysis of Council's WHS system and providing ongoing support in the development and implementation of a WHS action plan.

StateCover WHS programs

StateCover also implemented several programs that assist Councils develop their internal WHS capabilities. These include:

- An annual WHS self-audit and comprehensive feedback report that identifies program strengths and weaknesses
- WHS grants to help cover the costs of Council WHS initiatives
- Scholarships to enhance staff qualifications in WHS or RTW
- WHS Excellence Awards to recognise WHS achievements

David Ginpil
WHS Manager

Workers Compensation Legislative Reform

The 2012 reforms have been in place for over 12 months and continue to present challenges for all stakeholders. Transitioning existing claimants onto the new scheme and calculating their weekly entitlement are the prominent challenges.

The reforms have seen an overall decrease in the number of claims made generally, and journey claims in particular, but an increase in claims for Work Injury Damages. This increase remains a concern and we continue to monitor closely those claims with common law potential.

The reforms in legal costs for claimants and the exclusion of legal practitioners from work capacity decisions have contributed to a dramatic decrease in the number of claims referred to the Workers Compensation Commission. A number of StateCover's work capacity decisions have been confirmed by WorkCover's Merit Review process, but we have yet to experience any higher level of review from WIRO.

It is likely that a number of the reforms will be subjected to legal tests, and one has already been (partly) resolved through this process – lump sum compensation for permanent impairment on "existing" claims.

The NSW Court of Appeal's decision (the Goudappel decision) has clarified the position for those claims made before the 2012 amendments were introduced. That is, the new 11% Whole Person Impairment threshold does not apply, and pain and suffering lump sums remain available.

However, there remain several other related challenges to resolve, such as multiple claims for impairment.

The ultimate impact of the reforms on the cost of claims remains unknown, especially as the law is still being determined on several fronts through legal challenges. It will be important for StateCover and Councils to continue to work closely through these uncertainties.

Peter Callaghan
Injury Services Manager

StateCover Mutual Limited

Local Government's Workers Compensation Insurer

07) Work Health & Safety - Policy Implementation (RM.PO.2)

(Tony Perry)

RECOMMENDATION:

1. That Council endorse the action of the General Manager in providing "smart" phones to all operations staff with applications installed to provide a measure of safety for those staff who may be working on their own at any given time and that this course of action be endorsed as an addition to Council's WHS policy.

REPORT

The General Manager (GM) and Manager of Operations and Technical Services (MOTS) have been concerned for a number of years in regards to the safety of operations staff who through necessity have to work alone.

Councillors would appreciate that it is inevitable that due to the vast geographical area of the supply network it is not possible and cost prohibitive to always have at least two operators working together unless, of course, it is work that requires more than one operator.

To address this concern, which also has Work Health and Safety (WHS) implications, the MOTS spoke to Council's risk management consultant attached to Council's insurance brokers Jardine Lloyd Thompson who advised that the are a number of applications (apps) that can be used on "smart phones" to address this concerned situation. Following some investigation into the number of relevant apps that are on the market, the MOTS found the "Lone Worker" app which notifies a pre-determined contact if the operator is in trouble. Basically it operates through a smart phone and sends off an alarm and geographical location if the operator is motionless. The operator can also activate the alarm if he is in trouble.

As the GM and Council as the employer have duty of care responsibility, the GM and MOTS purchased 'smart phones" for all operations staff and installed the "Lone Worker" app. As a backup to ensure the correct location of the operator, another app "find I-phone" was installed which can act as a verification of the location of the operator identified from the "Lone Worker" alarm.

The MOTS called a meeting of the operations staff and advised them of the commencement of this safety action, explained to them how it was going to operate and that it was being instigated due to WHS concerns and the overall safety concern that management had for the staff.

The GM is now seeking Council's endorsement of this action and to be included as an addition to Council's WHS policy.

BUDGET IMPLICATIONS

Cost able to be covered within budget.

POLICY IMPLICATIONS

Addition to WHS policy

ATTACHMENTS

1 Memo from MOTS regarding Lone Worker 1 Page
2 Memo from GM regarding Find iPhone App 1 Page
3 Work Health Safety procedure for smart phone apps 1 Page

ATTACHMENT NO: 1 - MEMO FROM MOTS REGARDING LONE WORKER

ITEM NO: 07

Memo

To: Operations Staff
From: Darrell
Date: 20th February 2014
Re: New phones, Lone Worker & Find my phone app

CENTRAL TABLELANDS Water

New iphones have been supplied/installed to meet Councils WH & S obligation to its staff.

The Lone Worker app is to be turned on each morning and turned off each evening when you arrive home.

The Lone Worker app is to be turned on at all callouts, overtime and again only turned off when you arrive home.

The find my phone app and all location services are to remain ON.

These apps will all be monitored at random intervals.

No setting on either apps are to be altered as the sensitivity adjustments could save your life.

All phones will be tested on a regular basis for correct operations, starting tomorrow.

Darrell Sligar

Manager Operations and Technical Services

Central Tablelands Water

Memorandum

To: Operations Staff

From: General Manager

Date: 5 March 2014

Re: Find your Phone App

In accordance with the *Workplace Surveillance Act 2005*, I am advising all operations staff that from Thursday 20 March 2014, the application known as "Find iPhone" will be activated on all the operations staff iPhones.

This action is being taken in conjunction with the "Lone Worker" application and to comply with Work Health & Safety requirements which stipulates that all employers have a duty of care to the health and safety of all employees.

Staff now have 14 days in which to respond to this action with any justifiable concerns.

Tony P

Central Tablelands Water
Work Health & Safety Operating Procedure
Lone Worker App/Find my iPhone

01	Revision: 1	Date: 28.02.14

1. The Lone Worker app is to be turned on each morning before you leave home and turned off after work when you arrive home.
2. The Lone Worker app is to be checked every two hours to ensure it is still on
3. The Lone Worker app is to be turned on at all callouts, overtime and again only turned off when you arrive home.
4. The Find My iPhone app is to remain on at all times as per the Lone Worker app.
5. No setting on either app is to be altered, as the sensitivity adjustment could save your life.
6. Both apps will be monitored at random intervals.
7. All phones will be tested by management on a regular basis for correct operation.

I have read the above and understand my obligations under the Lone Worker App/Find my iPhone app Operating Procedure

Signed: _____

Witness: _____

Date: _____

08) WBC Alliance - Project Officer's Report (CM.AG.6)

(Donna Galvin)

RECOMMENDATION:

1. That the information be noted.

REPORT

SHARED SERVICES PROJECT: (Cabonne, Blayney and CTW)

This project continues as the key priority for the Alliance.

Step 2 data collection and analysis is nearly complete with the final report from KPMG being presented to General Managers, Mayors and Chairman on 11 April. Following that a decision will be made regarding the next steps and also how to communicate the findings to the councils and staff. The following functions and services have been included in this analysis phase:

- Road Construction
- Road Maintenance
- Water Supply
- Water Treatment
- Property and Asset Management
- Fleet, plant and equipment
- Category and tender management
- Financial management and accountancy
- Accounts payable and receivable
- Payroll
- ICT (hardware, software and infrastructure)
- ICT – Desktop Support
- HR – Advice and Recruitment
- Development Assessment
- Principal Certifying Authority
- Food Hygiene
- Public Health
- Design
- Contract management

The Project team have also now recommenced work on the legal entity arrangements. This would include issues such as:

- Industrial relations matters including the development of position statements and contract arrangements of staff working in the Shared Service entity

- The role of the CEO/GM of the entity

- Governance and policy arrangements including voting rights and roles of the Board
- Financial management
- IT systems and supporting infrastructure requirements
- Location of the entity
- Target date for establishment

The final entity arrangements need to compliment the new legislation relating to the establishment of the proposed Joint Organisations that were recommended by the IRP.

The Alliance has prepared a response to the Ministers request for feedback to the Department on the final report from the Independent Review Panel which was due on 4 April. A copy of this is attached for your information.

CENTROC SHARED SERVICES WORKSHOP:

I recently participated in a workshop arranged by Centroc on “shared services for the region” along with the General Manager Blayney. The workshop was facilitated by consultant group ArcBlue who have been engaged by Centroc to undertake a major project to enable joint procurement across the region.

This workshop demonstrates the increased interest in “shared services”. It also demonstrated to me that the Alliance councils have a great deal more understanding of both the complexities and rewards such arrangements present. We were given the opportunity to briefly speak about our project which was very beneficial to the other councils participating.

PRESENTATION AT VICTORIAN CONFERENCE

The Municipal Association of Victoria has asked me to present at their Annual conference in Melbourne in May. I have presented at this conference in 2012 and the Association has a keen interest in the work we are doing on shared services. The costs are covered by the Association. I will also be participating in panel discussions and workshops along with Graham Sansom, the ex-Chair of the Independent Local Government Review panel. This is a great opportunity for us to showcase our work but to also learn from other experts.

WBC Board Meeting

A date for the next board meeting has not been set.

BUDGET IMPLICATIONS

Nil

POLICY IMPLICATIONS

Nil

ATTACHMENTS

1 Submission from WBC Strategic Alliance 10 Pages

The Hon Don Page
Minister for Local Government
Level 33 Governor Macquarie Tower
1 Farrer Place
SYDNEY NSW 2000

Dear Minister

RE: RESPONSE TO PANEL REPORT

On behalf of the member councils of the WBC Strategic Alliance, I am pleased to provide a response to the final report of the Independent Review Panel - "Revitalising Local Government".

You are aware of the great success of our Alliance and our ongoing work to develop a formalised shared service arrangement through the establishment of a legal entity. This project will benefit not only our member councils but the wider sector.

We are at an important stage of the Shared Services Project and are keen to progress this further. We are mindful, however, of external influences such as the establishment of Joint Organisations and suggested changes to county council oeprations, that need to be incorporated into our planning. We remain in contact with the CEO of OLG to ensure our project direction is consistent with the overall reform agenda of the State Government.

We will shortly be reporting on our progress and we would be happy to discuss our project with you should you require further information.

Mr Scott Ferguson
Mayor Blayney Shire Council
Chairman WBC Strategic Alliance

2 April 2014

CELEBRATING 10 YEARS OF SUCCESSFUL COLLABORATION – 2003 - 2013

WBC STRATEGIC ALLIANCE

RESPONSE TO

"REVITALISING LOCAL GOVERNMENT"

- FINAL REPORT OF THE INDEPENDENT LOCAL GOVERNMENT REVIEW PANEL

April 2014

1 – INTRODUCTION:

The WBC Strategic Alliance has been proactive and participatory in the consultations over the last 18 months concerning the future of local government. This is our fourth submission to this process and we have met on several occasions with the CEO OLG, Ross Woodward, specifically about the work we are undertaking to develop a **shared services structure** for our member councils, which could be replicated by other collaborative partnerships between councils,

This response focuses on the recommendations **relating to improving the performance of councils and the value of collaboration, regional cooperation and engagement as** outlined in the last report of the Independent Review Panel – "*Revitalising Local Government*". We have been a strong supporter and advocate for the benefits of collaboration for a long time and we are working toward a new era for the WBC Alliance building on the great trust, relationships and creativity that exists between our member councils.

This submission will also provide an update on the Alliance Shared Services Project, which we believe will have significant outcomes that could inform and benefit the wider sector

2 - SHARED SERVICES PROJECT UPDATE

BACKGROUND:

The Alliance commenced work in 2010 researching and then developing a shared service model. Our belief that shared services is a natural progression for our current Alliance structure and one that makes "good business sense" is not a knee jerk reaction to the call for reform by the State Government, but an approach we have been working towards for some time. We remain confident of achieving our goals, adopting a professional and business-type approach to service delivery.

As we have demonstrated over the past 10 years, that the member councils of the WBC Alliance are forward thinking and innovative. We were committed to shared services well before the findings of the Independent Review Panel and we consider that we are now well advanced in our understanding of the benefits, challenges and resources required to progress this structure. We would be enthusiastic to share our knowledge and experience with other councils or ROCs contemplating shared services.

PROJECT SCOPE AND OUTCOMES:

The targeted outcome of this project is to transition the WBC Alliance from a voluntary cooperative arrangement to an appropriate legal entity delivering a range of shared services for member councils.
Our Project Team includes the General Managers of Cabonne, Blayney and Central Tablelands Water, supported by the Executive Manager of the WBC Alliance providing project management and coordination.

There are two main bodies of work currently being undertaken within this project:

THE BUSINESS MODEL	SERVICE DELIVERY
Work to date: - Worked with legal experts to consider the options for an appropriate legal entity. - Identified a company limited by guarantee and bounded by joint venture arrangement as the preferred option *Work to be done:* - Establish the company - Develop operating procedures and principles including governance, financial systems and processes	*Work to date:* - With KPMG, established vision, mission and values - Determined design principles and methodology used to select services suitable for delivery within a shared entity - Analysed services to select and prioritise initial service functions *Work to be done:* - Detailed analysis and business case development which will identify cost, timetable and implementation plan

ENGAGEMENT OF KPMG

In December 2013, the Alliance engaged KPMG to assist with the further development of the Shared Service project specifically to:

- Defining the scope, vision, mission and values of the proposed model
- Identify and then analyse services that could be considered for delivery through the shared service entity
- Develop a high level implementation road map for Step 3

The work within Stage 1 and Stage 2 is now nearing completion with a final report from KPMG due mid-April. That report will include recommendations for the next Stage (3) and a high level implementation road map and timetable.

The following diagrams depict our current thinking around the regional relationships and the operating model.

REGIONAL RELATIONSHIP TO JOINT ORGANISATION

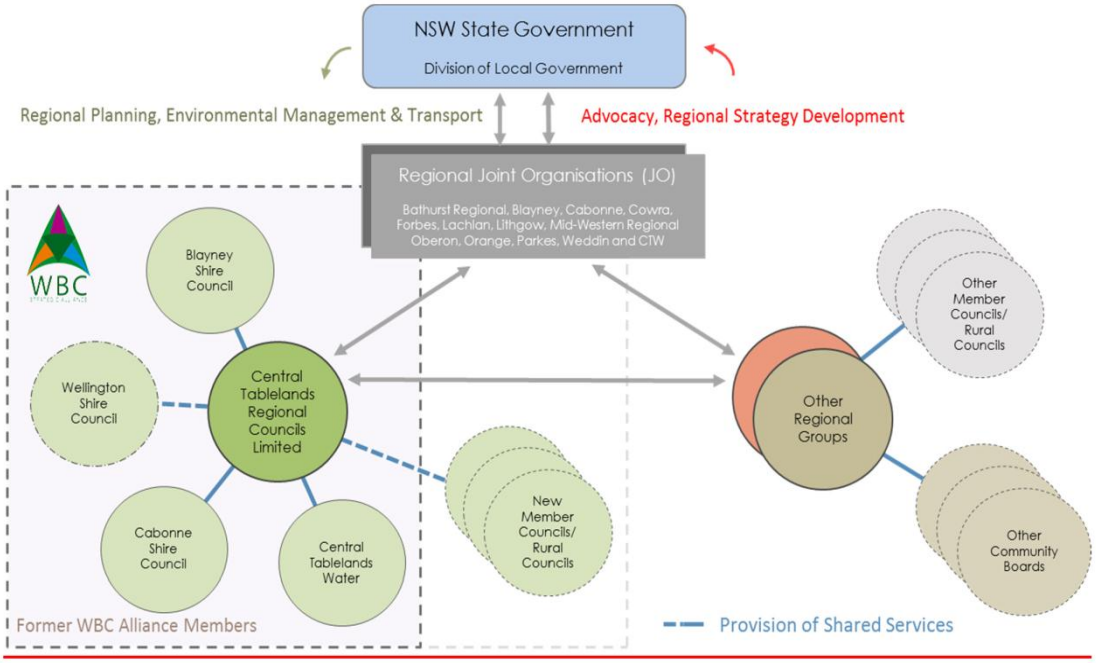

OPERATING MODEL:

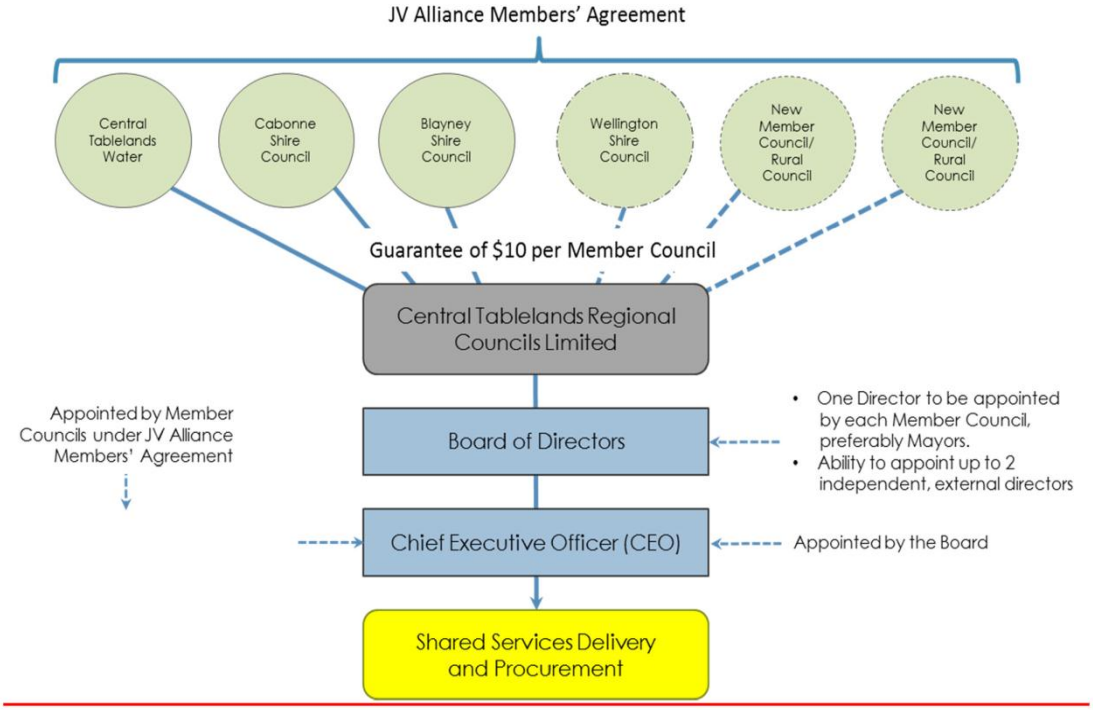

STAGE 3 – BUSINESS CASE AND IMPLEMENTATION.

The Alliance Board will consider the recommendations contained within the KPMG report during late April.

There continues a desire to complete Stage 3 and progress to implementation during 2014, subject to:

- The cost to complete Stage 3 and the cost of implementation, including establishment of the legal entity.
- Changes to the Local Government Act
- The final structure and legal status of Joint Organisations
- Other regional changes (such as boundary adjustments amalgamations or the relationship between County Councils and Joint Organisations (JO') impacting member councils)

RECOMMENDATIONS:

We reiterate the recommendations made in our previous responses including:

1. That, the Alliance be **involved in further discussions** with the Office of Local Government to continue the development of a Shared Service Model and entity for the delivery of a range of shared services for the member Councils.

2. That, **funding or support be provided** to the Alliance to progress the current project to Stage 3 - Detailed Business Case Development and Implementation.

*For more information about the **WBC Strategic Alliance** or to discuss this response in more detail please contact Donna Galvin, Executive Manager, WBC Strategic Alliance on 0419611204 or email to donna.galvin@cabonne.nsw.gov.au*

SUMMARY OF RELEVANT RECOMEMNDATIONS AND OVERVIEWS

Section11 : Regional Joint Organisations	
Recommendation 35 Establish new Joint Organisations for each of the regions shown on Map 2 by means of individual proclamations negotiated under new provisions of the Local Government Act that replace those for County Councils(11.5) • Defer establishment of JOs in the Sydney metropolitan region, except for sub-regional strategic planning, pending further consideration of options for council mergers (11.5) • Enter into discussions with 2-3 regions to establish '**pilot'** JOs (11.5) • Re- constitute existing **County Councils** as subsidiaries of new regional JO, as indicated in Table 5 • Establish Regional **Water Alliances** in each JO along the lines proposed in the 2009 Armstrong- Gellatly report • Set the **core functions** of Joint Organisations by means of Ministerial Guidelines (11.6) • Seek federal government agreement to make JOs eligible for general-purpose **FAGs** (11.6)	Support that Joint Organisations be established by means of individual proclamations negotiated under new provisions of the Local Government Act. **S**upport core functions should be set by Ministerial guidelines – however, these should only include core functions as each JO needs to establish priorities and functions/services that are most needed for its particular region (as per recommendation 31) Support that regional planning should be a key function. **Do not** support the recommendation that county councils be subsidiaries of JO. In general, see the role of JOs to undertake regional advocacy, planning, communications and the provisions of services not adequately delivered through member councils. While we support the recommendation for the establishment of Regional Water Alliances, we **do not support** these organisations being subsidiaries of JOs. We endorse the submissions of Central Tablelands Water (CTW), which we have not repeated here. While we support the recommendation that JOs might be eligible to receive general purpose FAGs grants, we **do not** agree that JO's manage FAGs grants as they apply to general purpose councils.

This is Page No. 58 of the Agenda presented to the Ordinary Meeting of Central Tablelands County Council held at Blayney Shire Council on 9 April 2014

BOX 30: FRAMEWORK FOR ESTABISHING NEW JOINT ORGANISATIONS	
• JO's would be regional bodies established under new provisions of the Local Government Act replacing those for County councils	**Do not** support incorporating county councils as subsidiaries of the JO therefor legislation for County Council needs to remain in the Act
• Membership and ongoing active participation by councils would be mandatory	See comments above – membership and financial commitment to the operation of the JO must be mandated or agreed within a legal contractual arrangement
• Each JO would be established by a separate proclamation which would be negotiated amongst the member councils and with the Minister, with the assistance of expert facilitators provided by the State Government	Support.
• The proclamation would set out the name, area, membership, functions, staffing and governance and financial arrangements (including payment of any 'dividends' to member councils)	Support.
• In finalising a proclamation the Minister would act on the advice of a Ministerial Advisory Group	Not clear on what role and membership the MAG would have in this process.
• The governing body would comprise the mayor of each member council, but the proclamation could provide for additional council representatives and for 'participating observers' or advisers from outside local government	Support but this needs to be flexible and based on the needs of the particular region and councils.

This is Page No. 59 of the Agenda presented to the Ordinary Meeting of Central Tablelands County Council held at Blayney Shire Council on 9 April 2014

• Each JO would prepare a 10 year Strategic Business Plan and 4-year Delivery Program to guide (but not restrict) operations, both to be endorsed by member councils and updated as required	Support
• JOs would be able to establish subsidiaries to undertake specific functions, and would incorporate existing County Councils (for which transitional provisions would apply)	Do not support the recommendation that County Councils become subsidiaries of JOs. We support the recommendation that JOs be able to establish subsidiaries for specific purposes including the provision of services.
• Subsidiaries would have their own boards, which would be skills- based, and could include senior council staff and people with relevant expertise drawn from outside local government	Support in principle
• Subsidiaries would be required to agree an annual Statement of Intent with the governing body to ensure that their activities and priorities align with those of the JO and its member councils	There is very little detail at the moment about the legal status of Joint Organisations and the industrial relations legislation that would apply.
• JOs would hold annual general meetings open to all councilors of member councils and to the public, at which they would report on and account for their activities, and at which priorities and strategies for the coming year could be discussed	
• Other provisions of the Act would apply to JOs as they do to councils, but variations could be made by Regulations or the terms of proclamations (eg to eliminate unwarranted compliance processes)	

This is Page No. 60 of the Agenda presented to the Ordinary Meeting of Central Tablelands County Council held at Blayney Shire Council on 9 April 2014

Box 31 Proposed Core Functions of Joint Organisations

Generally support the proposed functions with **the exception of "activities of existing county councils"** – these should be considered on a case by case basis and not be arbitrarily reconstituted as a subsidiary of the JO.

Need to construct the JO activities into two main areas

- policy/strategy/advocacy – where the Mayors would be involved
- Operational service provision – where the General Managers would be involved to provide services not adequately available within the region.

The "proclamation" needs to be flexible enough to allow the JO to expand or contract service provision/activities based on the needs of its member councils at any one time.

Panel Recommendation	***WBC Alliance comments***
Section: Driving and Monitoring Reform	
Recommendation 61: Establish a Ministerial Advisory Group and Project Management Office **Recommendation 63 and 65** - Adopt in principle the proposed priority initial implementation package set out in Box 42, as a basis for discussions with LGNSW under the State-Local Government Agreement (18.3). - Adopt in principle the proposed implementation timelines (18.6)	.The level of reform being recommended will require strong leadership and commitment and support. Our councils believe that reform is necessary and we have demonstrated innovation in our approach over the last 10 years and into the future with our shared service direction. However we need support from State Government in its execution

09) **Centroc Board Meeting (CM.CF.3)**

(Tony Perry)

RECOMMENDATION:

1. That Council note the information.

REPORT

Council has received advice from the Chair of Centroc that the August 2014 Centroc Board meeting will be held in Canberra on 26 August 2014.

It is understood that the federal Member for Calare, John Cobb, is endeavouring to organise a number of federal Ministers to address the Board.

BUDGET IMPLICATIONS

Nil

POLICY IMPLICATIONS

Nil

ATTACHMENTS

1 Letter regarding August board meeting 1 Page

CENTRAL NSW COUNCILS

Chairman: Cr Ken Keith, Mayor, Parkes Shire Council

RECEIVED
- 7 MAR 2014
File No: CM·CF·3
Refer to: Gary

Centroc
Forbes Shire Council
PO Box 333
Forbes NSW 2871
Phone: 0428 690 935
Email: jennifer.bennett@centroc.com.au

5 March 2014

Reference: kk:vp 031405
Enquiries: Ms J Bennett: 0428 690 935

Cr Geoff Braddon
Chairman
Central Tablelands Water
PO BOX 61
Blayney NSW 2799

Received 9 April 2014.

Dear Geoff,

Re: Date for August Board meeting in Canberra

At the Centroc Board meeting 27 February held in Bathurst it was resolved:

Resolved	**Mr G Styles/Cr D Manwaring**
That the Board note the matters in progress, making deletions as suggested and note the meeting August 26 of the Board will be held in Canberra.	

Please contact Ms Jenny Bennett our Executive Officer on 0428 690 935 or via email jenny.bennett@centroc.com.au if you wish to discuss this further.

Yours sincerely,

Ken Keith

Cr Ken Keith
Chair
Central NSW Councils (Centroc)

This Regional Organisation of Councils speaks for over 220,000 people covering an area of more than 64,000sq kms comprising Bathurst Regional, Blayney, Boorowa, Cabonne, Cowra, Forbes, Lachlan, Lithgow City, Oberon, Orange City, Parkes, Upper Lachlan, Weddin, and Young Councils and Central Tablelands County Council.

10) Cancer Care Western - Sponsorship Request (CR.SD.1)

(Tony Perry)

RECOMMENDATION:

1. That Council support the 2014 Cancer Care Western Car Rally with sponsorship donation of $200.00.

REPORT

Council has received a request from three participants in the Cancer Care Western Car Rally for sponsorship of their participation in the 2014 Rally. The three participants are Council's former Chairman John Farr, retired General Manager of Cabonne Council Graeme Fleming and the President of Manildra Golf Club John Miller.

The 2014 Car Rally is endeavouring to raise $100,000 towards the building of stage 2 accommodation for cancer patients and their carers at the Orange Health Service precinct.

The General Manager advises that a sponsorship contribution of $200.00 can be accommodated within Councils current vote for donations and contributions.

A copy of the participants request is attached.

BUDGET IMPLICATIONS

Nil

POLICY IMPLICATIONS

Nil

ATTACHMENTS

1 Cancer Care West donation request 1 Page

COUNTRY COUNTRY BOYS
JOHN FARR (FORMER CABONNE MAYOR)
GRAHAM FLEMING (FORMER CABONNE G.M.)
JOHN MILLER PRESIDENT MANILDRA GOLF CLUB
C/- P.O.
Manildra 2865
15th March 2014

RECEIVED
16 MAR 2014
File No: CR.SD.1
Refer to: TONY

The General Manager,
Central Tablelands Water,
Church Street
Blayney 2799

Dear Sir,

Reference: Donation to Cancer care Western.

The abovementioned persons will be engaging in The 2014 Cancer Care Western Car Rally to raise funds to build stage 2 accommodation for cancer patients and their carers at the Orange Health Service precint.

We are seeking fully tax deductable donations to sponsor our trip and to raise $100,000 by all contestants.

One in three persons are affected by cancer in some way or another. Cabonne, Blayney and Grenfell shire residents currently use this facility at Orange during their kemotherapy treatment.

A cheque payable to Cancer Care Western and posted to the above address would be greatly appreciated.

Yours sincerely

J.Farr, G.Fleming,J.Miller

11) Grenfell P.A.H & I Association - Grenfell Show (CR.SD.1)

(Tony Perry)

RECOMMENDATION:

1. That Council approve a Section 356 payment of $250.00 to the Grenfell Show Committee in support of the 2014 Grenfell Show to be held on 29 & 30 August 2014.

REPORT

The Grenfell P.A.H & I Association Show Committee has written to Council seeking support by way of sponsorship for their 2014 Grenfell Show on 29 & 30 August 2014.

The Committee is once again offering three levels of sponsorship, namely Gold $250.00, Silver $150.00 and Bronze $100.00.

In the past eight years, Council has supported this Association with a sponsorship of $250.00

The Association's letter is provided **within this business paper**.

BUDGET IMPLICATIONS

Nil – Within budget provisions

POLICY IMPLICATIONS

Nil

ATTACHMENTS

1 Letter from Grenfell PAH & I Association 2 Pages

GRENFELL P.A.H & I ASSOCIATION INC.

PO Box 47, GRENFELL NSW 2810
Email: grenfellshow@hotmail.com
Ph/Fax: 02 6343 1513
ABN: 90 023 665 545

RECEIVED
CR.SP.1
MAR 2014
File No: ...../.....
Refer to: FILE

President: Mark Liebich
Treasurer: Lorette Walmsley
Secretary: Jeannie Murray

19 March 2014

SPONSORSHIP & ADVERTISING FOR 2014 SHOW

After a very successful and enjoyable event in 2013, the Grenfell Show Committee is preparing for the Show to be held Friday 29th August and Saturday 30th August 2014.

We are offering you another opportunity to become part of our annual show whilst receiving the benefits of the advertising opportunities that come with being a sponsor. Once again there are three levels of sponsorship being offered. The levels are as follows:

GOLD SPONSORS: For this a donation of $250 or equivalent in prizes is required.

At GOLD level you will be allocated a full page advertisement in the schedule, space for signs that your business provides to be placed around various locations and in frequently used sites. Eg. Bar, Food Hall, Front Gate etc. In addition to this you will receive GOLD SPONSOR tickets for you and your family for free entry to the show and four meal tickets to be redeemed at the BBQ on Friday Night.

SILVER SPONSORS: For this a donation of $150 or equivalent in prizes is required. At SILVER level you will be allocated a half page advert in the Schedule, a space for a sign that your business provides, to be placed in a high traffic area around the show. You will receive SILVER SPONSOR tickets for you and your family for free entry to the show

BRONZE SPONSORS: For this a donation of $100 or equivalent in prizes is required.

At BRONZE level you will be allocated a ¼ page advert in the Schedule, a space for signs that your business provides.. Also you will receive BRONZE SPONSOR tickets allowing you and your family free entry to the show.

ADVERTISING RATES FOR 2014: If you wish to only advertise as in the past in the Show Schedule prices for this year are as follows:

Full Page: $50.00
½ Page: $40.00
¼ Page: $30.00

As you can see there are a variety of packages on offer and we would be most appreciative of your support. We thank the generosity of Past Sponsors and welcome the opportunity to work with new sponsors whilst appreciating the tight economic conditions faced by most small & rural business today.

If you feel these levels of sponsorship to be outside of your business advert/sponsorship budget, any other donations will be most gratefully received and will be acknowledge in our schedule of sponsors.

As we are currently preparing our Schedule we would appreciate it if you could advise us if you wish to be involved in our sponsorship/advertising program as soon as possible. If you have any questions please feel free to contact me on Phone: 02 6343 2800 or after hours on 0488432800.

Please Note: Payment of Sponsorship & Advertising copy will need to be received by 31st May 2013 as Schedule will be forwarded to printers in first week of June. Email address for copy to be forwarded to : grenfellshow@hotmail.com

Yours Sincerely,
Mark Liebich
President
Grenfell PAH & I

BUSINESS NAME:.....

POSTAL ADDRESS:.....

EMAIL ADDRESS:.....

CONTACT PHONE NO.....

Please circle the Level of Sponsorship: GOLD / SILVER / BRONZE

Please circle Level of Advertising: FULL / HALF / QUARTER

ADVERTISING COPY FORWARDED: YES / NO
PLEASE USE LAST YEARS COPY: YES / NO

PAYMENT OPTIONS: CASH / CHEQUE / DIRECT DEBIT (please circle your option)
If paying by direct deposit please forward this form with receipt of deposit attached
Our Banking Details: Grenfell PAH & I Ass Inc BSB: 032 824 Acc No: 100887

12) Manildra Skate Park - Bottle Filling Station (WS.SP.15)

(Tony Perry)

RECOMMENDATION:

1. That Council decline to sponsor the provision of a water bottle filling station at Montana Skate Park Manildra but offer to provide a water connection at cost if a filling station is installed.

REPORT

Council has received a request from the Manildra Skate Park Committee seeking consideration to joint funding with Cabonne Council the provision of a bottle filling station at the Montana Skate Park in Manildra.

An email was also received from Cabonne Council seeking advice as to whether Council would go 50/50 with Cabonne to sponsor this filling station.

The cost of the bottle filling stations are approximately $2,600 plus cost of installation which would result in an all up cost of between $3,000 and $3,100.

Council resolved a couple of years ago to enter into a 50/50 funding agreement with Blayney and Cabonne Councils to fund the installation of a water bottle filling station each year in a nominated village within each council area. So far, water bottle filling stations have been installed in the small park in the main street of Manildra, Heritage Park Blayney, the park in Rodd Street Canowindra and Redmond Oval Millthorpe. This arrangement with the two constituent councils means that each year Blayney and Cabonne Councils each fund a 50% share of a water bottle filling station (approx. $1,500) and Council funds the remaining two 50% shares (approx. $3,000).

The General Manager is of the view that a water bottle filling station has already been installed in Manildra and that Council is now committed to providing another unit in another village within Cabonne Council area.

As a compromise, if Cabonne was to go ahead and fully fund the provision of a water bottle filling station at Montana Skate Park Manildra, Council could consider providing the water connection to the unit at cost.

BUDGET IMPLICATIONS

Nil

POLICY IMPLICATIONS

Nil

ATTACHMENTS

1 Letter from Montana Skate Park 1 Page
2 Email from Cabonne Shire Council 1 Page

MONTANA SKATE PARK

WSI49.

Manildra Skate Park Committee
Sue Reynolds Secretary
2 Forbes Street #13644
Manildra NSW 2865

RECEIVED
2 8 FEB 2014
File No: WS.SP.15
Refer to: Tony

For April Meeting of Council.

The General Manager
Central Tablelands Water
P O Box 61
Blayney NSW 2799

Dear Sir,

I am writing to Central Tablelands Water and Cabonne Council in the hope that between your organizations you may be able to fund and erect a water refill station at Montana Skate Park in Manildra.

We have fundraised to recently erect a covered shelter with seating in our park so families can enjoy the park. However while the community and visitors appreciate the park, the main complaint is the lack of water. It has been extremely hot in recent months and the children using the park have needed water to keep them hydrated. We also had a skater scrape his knee needing to be flushed with water, unfortunately none was available, and it meant a wait while a parent went home to get some.

We are at present fundraising and applying for grants to put playground equipment and exercise stations in the park. Water would be a fantastic added addition to the park as well.

Water mapping shows the park is surrounded by water mains to houses on the four sides.

A sleek looking water station with Cabonne and Central Tablelands Logo on it would be a big asset as well as great advertisement for your organisations. We have many out of town skaters using the park and posting it on line, it is renowned as one of the best skate parks in the central west.

We hope you look favourably on our request

Regards

Sue Reynolds
Secretary Montana Park.

Sue Reynolds

Ws. SP. 15

CoI 591.

Tony Perry

CABONNE COUNCIL

From: Jonathan Foong <Jonathan.Foong@cabonne.nsw.gov.au>
Sent: Friday, 7 March 2014 9:47 AM
To: Tony Perry
Cc: Darrell Sligar
Subject: Montan Skate Park, Manildra Bottle Refill Station

Tony,
I have a request from Sue Reynolds of Manildra who ha made a request to have a water bottle refill station erected at the Manildra Adventure Park. The Manildra Adventure Park has one of the best skate parks (Montana Skate Park) in the region and is well utilised.
There is a water main going pass the block which you could be used to supply the bottle refill station. A similar type of water bottle refill station as the one that is located at Kiewa St would be suitable.
The request was for Cabonne and CTW to erect a water bottle refill station. I have spoken to Sue and she would like Cabonne and CTW to sponsor the skate park with the refill station.
What is the cost of a bottle refill station. From memory, I believe they were about $2,700 per unit. Cabonne and CTW could go 50/50 to sponsor the water refill station.
I will need to respond to Sue so an indication on CTWs intent would enable me to provide her with an appropriate response.

Best regards
Jon

Jonathan Foong
Operations Manager
Jonathan.Foong@cabonne.nsw.gov.au
(02) 6390 7122

CABONNE COUNCIL

Cabonne Council
PO Box 17
Molong NSW 2866
Switch:(02) 6390 7100
Fax: (02) 6392 3260
Council@cabonne.nsw.gov.au
www.cabonne.nsw.gov.au

Please consider the environment before printing this e-mail.

This message is intended for the addressee named and may contain confidential information. If you are not the intended recipient, please delete it and notify the sender.

Views expressed in this message are those of the individual sender, and are not necessarily the views of Cabonne Council unless otherwise stated.

For the purposes of the Copyright Act, the permission of the holder of copyright, in this communication may be taken to have been granted, unless stated otherwise, for the copying or forwarding of this message, as long as both the content of this communication and the purpose for which it is copied or forwarded are work related.

This email has been scanned by the Symantec Email Security.cloud service.
For more information please visit http://www.symanteccloud.com

13) Maintenance of Council's Systems (WS.MO.4)

(Darrell Sligar)

RECOMMENDATION:

1. That the information be noted.

REPORT

A two day Drinking Water Management Plan workshop was held in early February with all senior staff in attendance, including Filtration Plant operators and operational supervisors along with representatives from Department of Health, NSW Office of Water and Cowra, Cabonne and Blayney Shire Councils.

a) Meter Replacement/Service Replacement Program

Council staff replaced four full services and seven partial during the past two months.

Twenty meters were changed due to age and readings.

b) Hydrant/Valve Replacement

Hydrant and valve maintenance was carried out in the following towns and villages over the past two months: Blayney, Carcoar, Mandurama and Eugowra.

c) Flushing of Dead Ends

Flushing of dead ends was carried out in Grenfell during the past two months.

d) Pump Station Maintenance

Cleaning of all pump stations was carried out during wet periods during the past two months.

e) RPZ Identification

The locations of all RPZ have been identified to ensure CTW is meeting the Department of health requirements.

f) Fire Extinguishers/BA Units

All fire extinguishers and BA units have been inspected and returned to service

g) Trunk Main Inspections

Inspections have been carried out on the following trunk mains: Trunk Main ‘B’ Carcoar Plant to Mandurama, Trunk Main ‘C’ Mandurama to Canowindra, Trunk Main ‘L’ Gooloogong to Eugowra and Trunk Main ‘P’ Mandurama to Somers.

Two faulty air valves have been replaced and six scour valves serviced. Two new valves were installed at PRV9 (Trunk Main ‘V’ and ‘C’ to Canowindra)

h) Chlorinator Installation

A new chlorinator installation has been installed at Carcoar reservoir to meet the chlorine residuals required by the Department of Health.

i) Filtration Plant Maintenance

Four sludge lagoons have been cleaned and placed back into operation at Carcoar.

The NSW Office of Water and the Department of Health inspected both filtration plants as part of the Drinking Water Management Plan workshop.

j) Staff Training

Staff training was carried out in the following areas over the past two months:

One MR Licence

BUDGET IMPLICATIONS

Nil

POLICY IMPLICATIONS

Nil

ATTACHMENTS

Nil

14) Performance of Council's Systems (WS.MO.4)

(Darrell Sligar)

RECOMMENDATION:

1. That the information be noted.

REPORT

k) Main breaks

The main failures recorded during the past two months are listed in the table below.

Location		Date	Size	Comment
Manildra	Cudal Street	08.02.14	100mm	DNR
Cargo	Loftus Street	16.02.14	100mm	DNR
Grenfell	Young Road	26.03.14	32mm	Poly Line
	Trunk Main 'K'	25.03.14	200mm	Split Length
Nyrang Creek	Rural System	06.02.14 06.03.14	Various	Poly Lines 4 repairs
Canowindra	Trunk Main 'C'	27.02.14	225mm	Bypass
	Trunk Main 'C'	26.03.14	225mm	Weld
	Trunk Main 'U'	03.03.14	150mm	Weld
Lyndhurst	Trunk Main 'C'	20.03.14	225mm	Leaking Gibault
Gooloogong	Trunk Main 'K'	19.02.14	80mm	Weld Bypass
Eugowra	Trunk Main 'L'	21.02.14	150mm	Split Length
Cudal	Trunk Main 'U'	16.03.14	150mm	Split Length

l) Reservoir Levels

Reservoir levels have been maintained at or near 100% of capacity

m) Service Complaints and Requests

A summary of service complaints and requests received for the last two months are as follows:

Town and Complaint/Request	Count of Service
BLAYNEY	**15**
CUSTOMER DAMAGED SERVICE	1
DIRTY WATER COMPLAINT	2
LEAKING METER	5
LEAKING SERVICE	2

Town and Complaint/Request	Count of Service
MAINTENANCE - GENERAL	1
METER NOT SHUTTING OFF	2
PATHCOCK FAILURE	1
STOP VALVE FAILURE	1
CANOWINDRA	**15**
CUSTOMER DAMAGED SERVICE	1
LEAKING METER	2
LEAKING SERVICE	3
MAIN BREAK	5
MAINTENANCE - GENERAL	1
METER NOT SHUTTING OFF	1
QUALITY COMPLAINT	1
STOP VALVE FAILURE	1
CARCOAR	**1**
QUALITY COMPLAINT	1
CARGO	**2**
LEAKING METER	1
METER - SPECIAL READING	1
CUDAL	**3**
LEAKING METER	2
LEAKING SERVICE	1
EUGOWRA	**1**
LEAKING METER	1
GRENFELL	**4**
MAINTENANCE - GENERAL	2
METER - SPECIAL READING	1
QUALITY COMPLAINT	1
LYNDHURST	**1**
LOW PRESSURE COMPLAINT	1
MANDURAMA	**2**
LEAKING METER	1
METER NOT SHUTTING OFF	1
MANILDRA	**4**
HYDRANT LEAKING	1
LEAKING METER	1
LEAKING SERVICE	1
MAINTENANCE - GENERAL	1
MILLTHORPE	**4**
DIRTY WATER COMPLAINT	1
LEAKING METER	1
LEAKING SERVICE	1
PATHCOCK FAILURE	1
QUANDIALLA	**1**
MAIN BREAK	1
Grand Total	**53**

n) Lake Rowlands

The level of Lake Rowlands has decreased from 66% (31st January 2014) to its present level of 57% as at 31st March 2014.

o) New Water Services

During the past two months there have been four new water services connected to Councils mains:

1 x 20mm residential connection at Manildra
1 x 20mm residential connection at Grenfell
1 x 20mm residential connection at Cudal
1 x 20mm residential connection at Canowindra

BUDGET IMPLICATIONS

Nil

POLICY IMPLICATIONS

Nil

ATTACHMENTS

Nil

15) **Questions on Notice**

(Tony Perry)

No questions on notice were received.

ATTACHMENTS

Nil

16) **Water Leakage - Account 546000001 (CR.EQ.1)**
Request for deferred payment of Developer Charges (WS.AG.1)
(Tony Perry)

RECOMMENDATION:

1. That, as this matter deals with items that are subject to the affairs of an individual, Council consider it in Committee of the Whole and that in terms of Section 10A (2) of the Local Government Act, the press and the public be excluded from the meeting of the Committee of the Whole.

ATTACHMENTS

Nil

17) **Proceed to Committee of the Whole**

(Tony Perry)

RECOMMENDATION:

1. That, as business for the Ordinary Meeting has now concluded, Council proceed into Committee of the Whole to discuss the items referred to in the report.

Council should exclude the press and public at this point, for confidential discussion on the items referred to Committee

ATTACHMENTS

Nil

18) **Report of the Committee of the Whole**

(Tony Perry)

RECOMMENDATION:

1. That the recommendations of the Committee of the Whole be adopted.

ATTACHMENTS

Nil

Minutes of the Ordinary Meeting of Central Tablelands Water held at Weddin Shire Council, on Wednesday, 12 February 2014, commencing at 10.30am

Present	Cr. Geoffrey McClelland		Weddin
	Cr. Anthony Durkin		Cabonne
	Cr. Kevin Walker		Cabonne
	Cr. David Somervaille	(Deputy Chairman)	Blayney
	Cr. Alan Griffiths		Weddin
	Tony Perry	(General Manager)	
	Darrell Sligar	(Operations Manager)	
	Gavin Rhodes	(Finance Manager)	

PROCEEDINGS IN BRIEF

In the absence of the Chairman, Cr Braddon, the Deputy Chairman Cr Somervaille, assumed the position of acting Chairman for the duration of this meeting.

APOLOGIES

14/001 RESOLVED:

That a leave of absence be granted to Cr. Braddon following receipt of his apology for non-attendance.

(Cr. McClelland/Cr. Durkin)

CONFIRMATION OF MINUTES

14/002 RESOLVED:

That the Minutes of the Ordinary Meeting of Central Tablelands Water, held on 11 December 2013, being minute numbers 13/102 to 13/106 inclusive, be confirmed.

(Cr. Durkin/Cr. Griffiths)

CHAIRMAN'S MINUTE

Proceedings in brief

In the absence of the Chairman, the acting Chairman, Cr Somervaille offered the following observations:

"*This is not an official Chairman's minute as under our code of meeting practice the entitlement to put a chairman's minute to a meeting is a privilege held only by CTW's Chairman.*

However, I will open the substantive business of the meeting with a few observations.

This is a critical time in CTW's 70 year history. Several developments are coming to a head at once:

- *The government's response to the Local Government Review. This has recommended that the county council structure be abolished, that water county*

councils along with "Regional Water Alliances" become subsidiaries of a new legal entity to be known as a "Joint Organisation"

- *The uncertain future of CTW's constituent member Councils, with the LG Review recommending that two member Councils, Cabonne and Blayney, in the short to medium term amalgamate with Orange, and that Weddin Council be downsized to a "Rural Council" or merge with Forbes or Cowra*

- *The formalization of the WBC Alliance, of which CTW is a member, into its own legal entity with a formal business plan to conduct shared services on behalf of its members, with those services no longer being provided by member councils*

- *The planned retirement of CTW's long serving general manager in circumstances of great uncertainty brought about by these developments*

None of these things, with the exception of the GM's retirement, are set in stone. CTW's response to all these issues is in front of us at this meeting."

COUNCILLOR REPRESENTATION

The Deputy Chairman, Cr Somervaille, reported that he deputised for the Chairman at the press conference, called by the Federal Member for Calare, the Hon. John Cobb, at the Needles Gap proposed dam site on Tuesday 21 January 2014.

01) FINANCIAL MATTERS (FM.BA.1)

14/003 RESOLVED:

That the information be noted.

(Cr. Walker/Cr. Durkin)

02) BUDGET REVIEW STATEMENT - 31 DECEMBER 2013 (FM.FR.1)

Proceedings in Brief:

Cr Griffith enquired on the cost per kilolitre of chemicals and electricity. The Manager of Operations and Technical Services advised that the approximate cost of each was 30 cents per kilolitre.

Cr Griffith enquired as to how much was outstanding on Council's current loan and whether with the good result showing this year it could be paid out. It was agreed that this information will be discussed in line with the budget estimates in April.

14/004 RESOLVED:

That the Quarterly Budget Review for the quarter ended 31 December 2013 be accepted and the variations therein be adopted.

(Cr. Griffiths/Cr. McClelland)

03) LG INDEPENDENT REVIEW PANEL REPORT (GR.LR.5)

14/005 RESOLVED:

1. That Council endorse the view of the General Manager that water County Council's should continue to exist as such and as presently constituted and should not be required to become subsidiaries of any proposed Regional Joint Organisation of Councils, and
2. That Council support a joint submission to the Division of Local Government from the five water County Councils, together with an individual Council submission, expressing this view and that the General Manager be authorised to sign such a submission on behalf of Council after circulation of a draft to Councillors for comment.

(Cr. Durkin/Cr. Walker)

04) WATER SECURITY - CENTRAL WEST NSW (WS.SP.4)

14/006 RESOLVED:

That Council forward letters to the Prime Minister, the Deputy Prime Minister and other relevant Ministers supporting the recent announcement by the Member for Calare, the Hon. John Cobb MP, that he is advocating the construction of a 90,000ML dam at the Needles Gap near Canowindra and that he has written to the Prime Minister and a number of Federal Ministers seeking their support for the initial funding of an estimated $3 million to conduct a feasibility study, including environmental, geotechnical and preliminary design investigations.

(Cr. Durkin/Cr. McClelland)

05) WBC ALLIANCE - EXECUTIVE MANAGER'S REPORT (CM.AG.6)

14/007 RESOLVED:

That the information be noted.

(Cr. Durkin/Cr. Walker)

06) COUNCILLOR EXPENSES AND FACILITIES POLICY (CM.PO.1)

14/008 RESOLVED:

That, following the statutory period of public display, Council adopt the draft Councillor Expenses and Facilities Policies as endorsed at the December 2013 Council meeting.

(Cr. Walker/Cr. McClelland)

07) LAKE ROWLANDS DAM UPGRADE (WS.SP.4)

14/009 RESOLVED:

That a Lake Rowlands upgrade program, as required by the NSW Dam Safety Committee, be considered in line with the annual budget considerations at the April 2014 Council meeting.

(Cr. Durkin/Cr. Walker)

08) MAINTENANCE OF COUNCIL'S SYSTEMS (WS.MO.4)

14/010 RESOLVED:

That the information be noted.

(Cr. McClelland/Cr. Griffiths)

09) PERFORMANCE OF COUNCIL'S SYSTEMS (WS.MO.4)

14/011 RESOLVED:

That the information be noted.

(Cr. McClelland/Cr. Griffiths)

10) QUESTIONS ON NOTICE

Cr McClelland enquired on the status of the Bogolong Dam proposed transfer to Weddin Shire Council.

The General Manager advised that recent communication from the NSW Office of Water indicated that, with the intention of turning Bogolong Dam into a recreational area, Weddin Shire would not be allowed to extract water from the dam and that the Shire would need to obtain a licence for evaporation. The General Manager advised he had never heard of an evaporation licence and that he would be following up on this to seek further clarification.

Cr McClelland enquired on the timeline to replace Trunk Main 'K', Gooloogong to Grenfell.

The General Manager advised Council that at this stage it is scheduled to commence with detailed design works in 2015/2016 but the complete 30 year capital works programme and financial plan will be reviewed in line with the budget estimates discussion at the April 2014 Council meeting.

11) GENERAL MANAGER – REPLACEMENT STRATEGY (GO.CO.4)

14/012 RESOLVED:

That, as this matter deals with items that are subject to the affairs of an individual, Council consider it in Committee of the Whole and that in terms of Section 10A (2) of the Local Government Act, the press and the public be excluded from the meeting of the Committee of the Whole.

(Cr. Walker/Cr. Durkin)

12) PROCEED TO COMMITTEE OF THE WHOLE

14/013 RESOLVED:

That, as business for the Ordinary Meeting has now concluded, Council proceed into Committee of the Whole to discuss the items referred to in the report.

(Cr. Walker/Cr. Durkin)

REPORT OF THE COMMITTEE OF THE WHOLE

GENERAL MANAGER – REPLACEMENT STRATEGY (GO.CO.4)

RECOMMENDATION:

That Council appoint an ad hoc committee (to be known as the GM Replacement Working Group) comprising:

- The Chairman as ex-officio
- Cr Somervaille
- Cr Griffith
- Cr Durkin
- The General Manager

(Cr. Walker/Cr. Durkin)

RECOMMENDATION:

That as the deliberation of the Committee is concluded, the Council reconvene the Ordinary Meeting.

(Cr. Durkin/Cr. Walker)

13) REPORT OF THE COMMITTEE OF THE WHOLE

14/014 RESOLVED:

That the recommendations of the Committee of the Whole be adopted.

(Cr. Walker/Cr. Durkin)

Next Meeting: The next meeting of Central Tablelands Water will be held in Blayney on Wednesday 9th April 2014

There being no further business, the Chairman declared the meeting closed at 12.29pm